

Fluorescent lamp Skylux NL-T8 58W/880/G13

Logistic Data

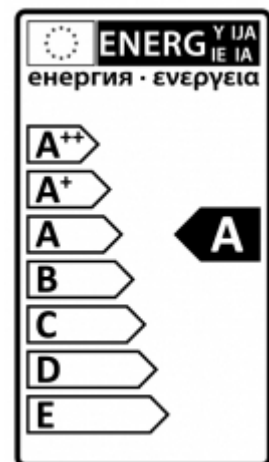
Article No.	31114124
Code	NL-T8 58W/880/G13
Product EAN	4008597141249
Customs tariff no.	85393110
Box quantity (pcs.)	25
EAN Box	4008597441240
Gross weight of box in kg	6.403
Length of box in m	0.15
Width of box in m	0.15
Height of box in m	1.54
Pieces per palette	875
EAN Palett	4008597641244
ETIM class	EC000108
ETIM class name	Fluorescent lamp

Electric Parameters

Lamp nominal wattage	58 W
Rated wattage	58.0 W
Nominal current (mA)	670 mA
Compensation capacitor for 50Hz operation	7 µF
Energy Consumption kWh/1000h	67,35

Light Application Parameters

Luminous flux	4900 lm
max. luminous flux at	25 °C
Rated lamp luminous flux	4900 lm
Luminous efficiency of lamp	84.48 lm/W
Radium light colour	Skylux
Colour temperature	8000 K
Colour rendering index Ra	80-89
Colour rendering group	80-89 (Klasse 1B)
Mean luminance	1.5



Service Life

Mean service life	20000 h
Info about service life	3B50, HF
Lamp survival factor at 2000h	0.99
Lamp survival factor at 4000h	0.99
Lamp survival factor at 6000h	0.99
Lamp survival factor at 8000h	0.99
Lamp survival factor at 12000h	0.90
Lumen maintenance at 2000h	0.95
Lumen maintenance at 4000h	0.92
Lumen maintenance at 6000h	0.91
Lumen maintenance at 8000h	0.90
Lumen maintenance at 12000h	0.89
Operation mode for LLMF/LSF	50 Hz

Specification

Diameter max.	26 mm
Length max.	1500 mm
dimnable	ja
Energylabel from 2013	A
Suitable for indoors	Yes
Mercury content	2.5 mg
Base	G13
Lamp shape	Tube, two bases
Colour	other

Notes on Operation

Starter / Ignitor	Starter; ECG
Ignition assured down to about (°C)	-20
Operation with ECG	+

Miscellaneous

EU Directive	TIM
ILCOS name	FD-58/880-E-G13-26
LBS name	T26 58W/880 G13


Notes:

T8 Fluorescent lamp Skylux Spectralux® Plus with high blue light proportion for active working time

Please, refer to www.radium.de/recycling for notes on disposal of burned-out lamps as well as lamp breakage. The field 'info about service life' contains the frame conditions according to standards based on which the specific service life has been determined. So, for example, "12B50, 50Hz" means that the mean service life (B50) has been determined with a 12h switching cycle at mains (frequency 50Hz), "3B50, HF" is based on a 3h switching cycle at electronic control gear (high frequency).

Notes

Base



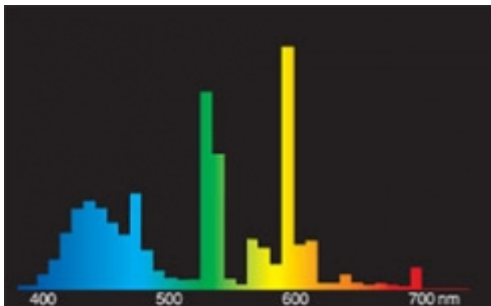
G13
IEC/EN 60061-1
sheet 7004-51-8

Spectrum

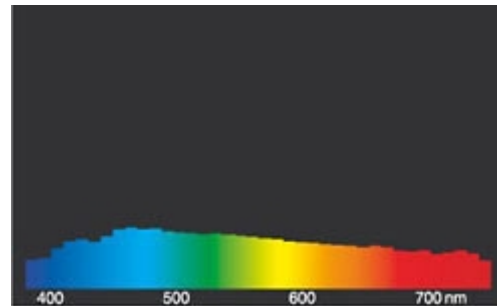
Natural daylight is a mixture of direct sunlight and the light of the sky. Therefore, its spectral composition changes permanently due to the changing time of day. The standardised light classification D65 corresponds to a daylight with a colour temperature of approximately 6500 K. This is the time when human beings like us are most active. Due to the circadian rhythm the amount of light as well as the spectral power distribution influence as main factors via hormones the human productivity.

Light colour 880 Skylux delivers light energy for activity and achievement due to its high blue colour proportion and colour temperature of 8000K. So, it is suited at best to high visual requirements, enhances concentration and supports physical and mental achievement potential. Colour rendering properties are comparable to other triphosphor lamps, Ra 80-89.

Visible region from 380 to 780 nm; height of graph corresponding with relative spectral emission (400mW/klm)per 10nm.

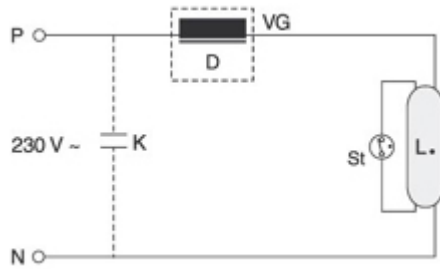


Light colour Skylux 880



daylight(D 65)

Circuit diagram(s)



One-lampe circuit inductive

Key:

D = choke

L. = lamp

St = starter

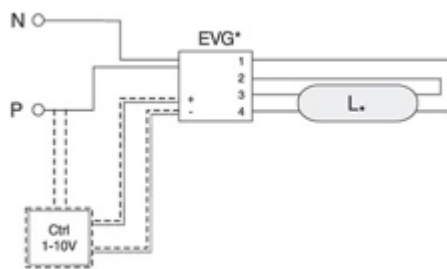
VG = electromagnetic ballast (KVG/VVG)

P = phase

N = zero potential

K = p. f. correction capacitor

The required control gear (here starter and ballast) for the lamp's operation is usually mounted in the suitable luminaire in an appropriate electric circuit. Changes of any kind are to be conducted by qualified and specialised staff, only. Thus, this circuit example is to be understood merely as a technical background information for interested users.



One-lampe circuit with electronic ballast

Key:

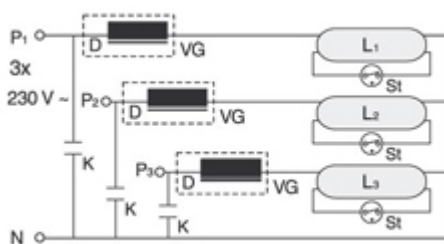
VG = ballast electronic (ECG)

P = phase

N = zero potential

Ctrl = Controller, dimmer

The required control gear (here electronic ballast) for the lamp's operation is usually mounted in the suitable luminaire in an appropriate electric circuit. Changes of any kind are to be conducted by qualified and specialised staff, only. Thus, this circuit example is to be understood merely as a technical background information for interested users.



Three phase current connection

Key:

D = choke

L. = lamp

St = starter

VG = ballast electromagnetic (KVG/VVG)

P = phase

N = zero potential

K = p. f. correction capacitor

The required control gear (here starter and ballast) for the lamp's operation is usually mounted in the suitable luminaire in an appropriate electric circuit. Changes of any kind are to be conducted by qualified and specialised staff, only. Thus, this circuit example is to be understood merely as a technical background information for interested users.

Special features



Please, dump as special waste, **no ordinary household waste!**

General notes

The technical design data in accordance with DIN and IEC. The producer does not take any responsibility for damage to persons or property in case of unsuitable operation or handling of the product. Operating data and dimensions are valid within the usual tolerances. Related lamp types (different bases, mains voltages) may be available on request. Sale and delivery are effected in accordance with the Radium Terms of Delivery and Payment valid on the day of conclusion of contract. Packing units offer economical advantages to the purchase and logistic department. Please match your quantity volume accordingly. For orders of a minimum quantity (clefts) with a lamp model the amount lower than the volume of each packaging unit, we will invoice 10 % additional charge per lamp type. Technical changes and terms of delivery are reserved. Manipulation of any kind to packaging or product is not permissible as this will violate Radium brand rights. Furthermore, technical properties of the product can change to its disadvantage or even destruction. Therefore, Radium cannot be responsible for consequential damages.

® = Registered trademark

Subject to change without notice. Errors and omissions excepted.

All technical data without guarantee.