



# Perfect sparkle, adjustable light level

## MASTERColour CDM-T Elite Light Boost

Single-ended, very high-efficiency, long-life Ceramic Metal Halide discharge lamp producing crisp white sparkling light with high color rendering; enables adjustable light levels

### Benefits

- High-intensity beam of crisp white sparkling light makes merchandise look irresistible
- Stable color and lumen output over life keeps your store attractive season after season
- Adjustable light levels enable energy savings and attract attention

### Features

- Crisp white sparkling light
- Excellent color rendering, with extra red
- High efficacy with unparalleled lumen maintenance
- Adjustable light level
- Stable color performance over lifetime

### Application

- Accent and display lighting in retail; ideal for use in places where “fun factor” is needed to attract shoppers’ attention: shop windows, high-impact shop areas
- General and decorative indoor lighting

### Warnings and Safety

- Use only in totally enclosed luminaire, even during testing (IEC61167, IEC 62035, IEC60598)
- The luminaire must be able to contain hot lamp parts if the lamp ruptures
- Use only with electronic control gear
- Control gear must include end-of-life protection (IEC61167, IEC 62035)

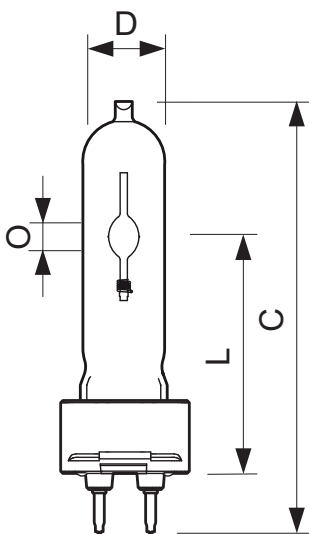
**PHILIPS**

Related products



CDM-T Elite Light Boost 70W G12

Dimensional drawing




MASTERColour CDM-T Elite Light Boost 70W/930 G12

Product	C (Max)	D (Max)	L (Min)	L (Norm)	L (Max)	O (Min)	O (Norm)	O (Max)
CDM-T Elite Light Boost 70W/930 G12	103	20	55	56	57	-	6	-
CDM-T Elite Light Boost 70W/942 G12	103	20	55	56	57	-	5	-


General Characteristics

Order code	Full product name	Cap-Base	Bulb	Bulb Finish	Operating Position	Life to 5% failures	Life to 10% failures	Life to 20% failures	Life to 50% failures	Lamp Life at 50% power
928191905131	MASTERColour CDM-T Elite Light Boost 70W/930 G12	G12	T19	Clear	any	7500 hr	9000 hr	11000 hr	15000 hr	15000 (min) hr
928192005131	MASTERColour CDM-T Elite Light Boost 70W/942 G12	G12	T19	Clear	any	6500 hr	8000 hr	10000 hr	15000 hr	15000 (min) hr

Installation diagrams



G12



any

Light Technical Characteristics (1/2)

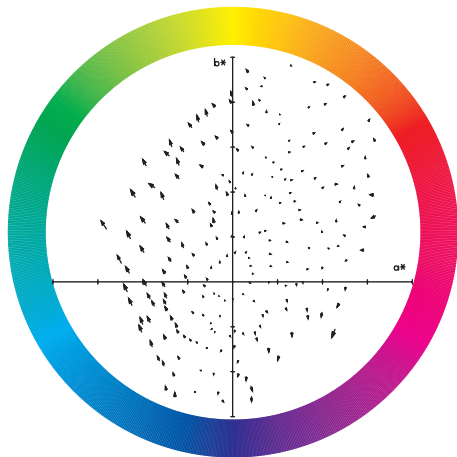
Order code	Full product name	Color Code	Color Rendering Index	Color Designation (text)	Color Temperature	Luminous Flux Lamp EL	Luminous Efficacy Lamp EL	Lumen Maintenance EL 2000h	Lumen Maintenance EL 5000h	Lumen Maintenance EL 10000h	Lumen Maintenance EL 12000h
928191905131	MASTERColour CDM-T Elite Light Boost 70W/930 G12	930	92 (min), 95 (nom) Ra8	Warm White	3000 K	7650 Lm	104 Lm/W	94 %	88 %	83 %	82 %
928192005131	MASTERColour CDM-T Elite Light Boost 70W/942 G12	942	92 (min), 95 (nom) Ra8	Cool White	4200 K	6500 Lm	89 Lm/W	94 %	88 %	83 %	82 %

Light Technical Characteristics (2/2)

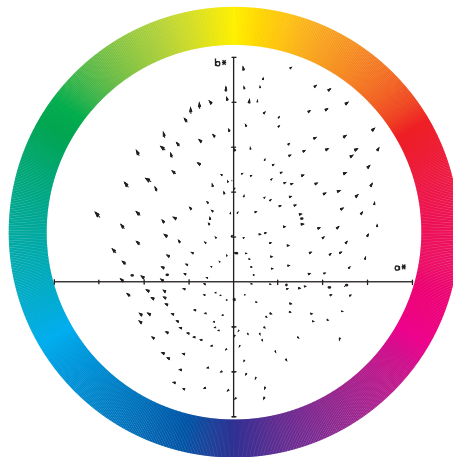
Order code	Full product name	Lumen Maintenance EL 15000h	Chromaticity Coordinate X	Chromaticity Coordinate Y
928191905131	MASTERColour CDM-T Elite Light Boost 70W/930 G12	80 %	0.427 -	0.396 -

Order code	Full product name	Lumen Maintenance EL 15000h	Chromaticity Coordinate X	Chromaticity Coordinate Y
928192005131	MASTERColour CDM-T Elite Light Boost 70W/942 G12	80 %	0.371 -	0.360 -

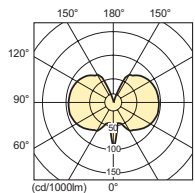
Light technical



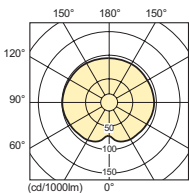
CDM-T Elite Light Boost 70W /930 with 100% operating power



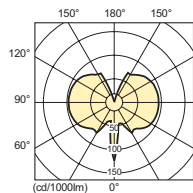
CDM-T Elite Light Boost 70W /942 with 100% operating power



CDM-T Elite Light Boost 70W /930 with 100% operating power



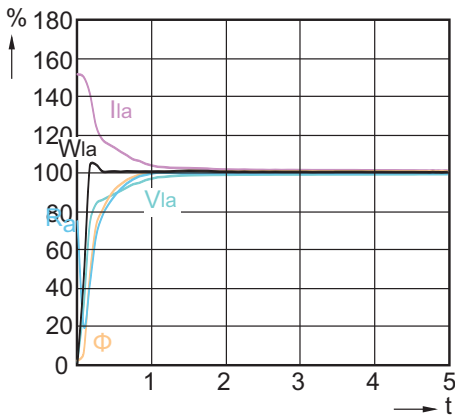
CDM-T Elite Light Boost 70W /942 with 50% operating power



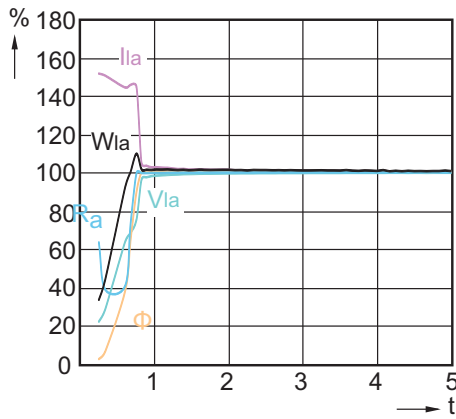
Electrical Characteristics

Order code	Full product name	Lamp Wattage	Lamp Wattage EL 25°C, Rated	Lamp Wattage EL 25°C, Nominal	Lamp Voltage	Lamp Current EL	Dimmable	Fade-down time 65%-50%
928191905131	MASTERColour CDM-T Elite Light Boost 70W/930 G12	70 W	73.0 W	70.0 W	90 V	0.812 A	Yes	60 s
928192005131	MASTERColour CDM-T Elite Light Boost 70W/942 G12	70 W	73.0 W	70.0 W	80 V	0.910 A	Yes	60 s

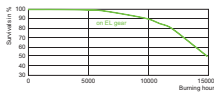
Performance diagrams



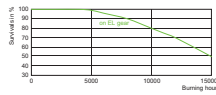
CDM-T Elite Light Boost 70W /930



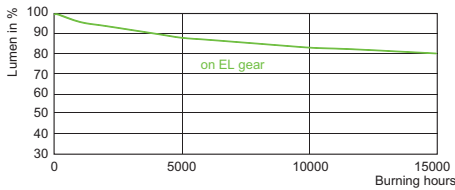
CDM-T Elite Light Boost 70W /942



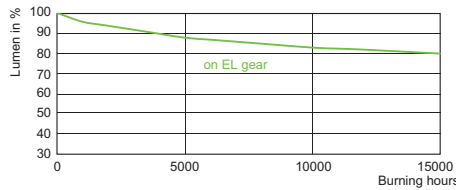
CDM-T Elite Light Boost 70W /930



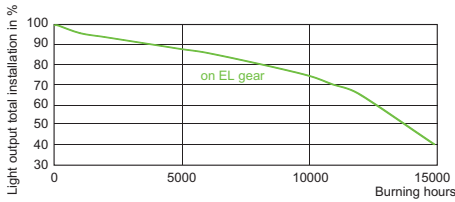
CDM-T Elite Light Boost 70W /942



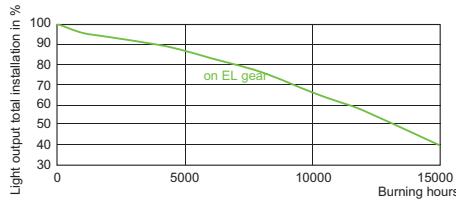
CDM-T Elite Light Boost 70W /930



CDM-T Elite Light Boost 70W /942



CDM-T Elite Light Boost 70W /930



CDM-T Elite Light Boost 70W /942

Environmental Characteristics

Order code	Full product name	Energy Efficiency Label (EEL)	Mercury (Hg) Content	Energy consumption kWh/1000h
928191905131	MASTERColour CDM-T Elite Light Boost 70W/930 G12	A+	5.6 mg	80 kWh
928192005131	MASTERColour CDM-T Elite Light Boost 70W/942 G12	A+	4.2 mg	80 kWh

Luminaire Design Requirements

Order code	Full product name	Cap-Base Temperature	Bulb Temperature
928191905131	MASTERColour CDM-T Elite Light Boost 70W/930 G12	250 (max) C	500 (max) C
928192005131	MASTERColour CDM-T Elite Light Boost 70W/942 G12	250 (max) C	500 (max) C



© 2013 Koninklijke Philips N.V. (Royal Philips)  
All rights reserved.

Specifications are subject to change without notice. Trademarks are the property of Koninklijke Philips N.V. (Royal Philips) or their respective owners.

[www.philips.com/lighting](http://www.philips.com/lighting)

2013, October 4  
data subject to change