

L 30 W/930

LUMILUX DE LUXE T8 | Tubular fluorescent lamps 26 mm, with G13 bases



Areas of application

- Ideal where color rendering is an important factor
- Public buildings
- Shops
- Supermarkets and department stores
- Industry

Product benefits

- Excellent color rendering
- Natural colors
- Available in many different light colors (3,000...6,500 K) for various applications
- High luminous flux

Product features

- Very good color rendering group: 1A ($R_a \geq 90$)
- Long service life: up to 16,000 h (with preheat ECG)
- Dimmable



Product datasheet

Technical data

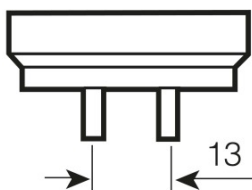

Electrical data

Nominal wattage	30.00 W
Rated lamp efficacy (HF data 25 °C)	Under clarification by authority and standardization body
Rated lamp efficacy (standard condition)	64 lm/W
Rated wattage	30.00 W

Photometrical data

Color rendering index Ra	≥90
Rated luminous flux	1920 lm
Luminous flux at 25 °C	1920 lm
Light color	930
Color temperature	3000 K
Nominal luminous flux	1920 lm
Light color as per EN 12464-1	LUMILUX DE LUXE Warm White
Rated LLMF at 2,000 h	0.92
Rated LLMF at 4,000 h	0.90
Rated LLMF at 6,000 h	0.88
Rated LLMF at 8,000 h	0.86
Rated LLMF at 12,000 h	0.85
Color coordinates chromaticity diagram	0.436/0.399

Dimensions & weight



G13
IEC 7004-51
DIN 49653 T1

Tube diameter	26 mm
Length	895.0 mm
Length with base excl. base pins/connection	895.00 mm
Diameter	26.0 mm

Product datasheet

Maximum diameter	26.0 mm
------------------	---------

Temperatures

Rated ambient temp.w.max.luminous flux	25.0 °C
--	---------

Lifespan

Service life	16000 h ¹⁾
Lifespan	20000 h ¹⁾
Rated lamp survival factor at 2,000 h	0.99
Rated lamp survival factor at 4,000 h	0.99
Rated lamp survival factor at 6,000 h	0.99
Rated lamp survival factor at 8,000 h	0.99
Rated lamp survival factor at 12,000 h	0.90
Operation mode LLMF/LSF	50 Hz
Rated lamp life time	20000 h
Nominal lamp life time	20000 h

¹⁾ With preheat ECG

Additional product data

Base (standard designation)	G13
Lamp mercury content	4.6 mg
Appropriate disposal acc. to WEEE	Yes

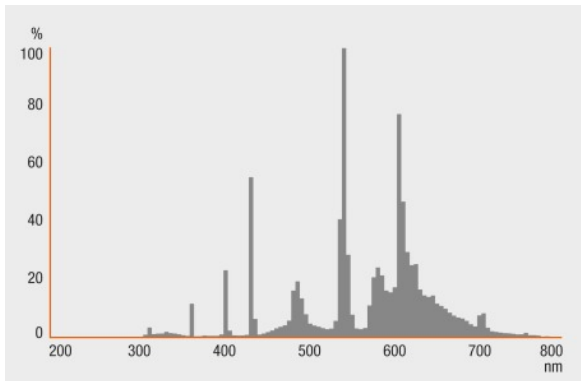
Capabilities

Suitable for indoor	Yes
---------------------	-----

Certificates & standards

Energy efficiency class	B
Energy consumption	37 kWh/1000h

Light Distribution



Spectral power distribution



Guarantee

Safety advice

In case of lamp breakage: www.osram.com/brokenlamp

Product datasheet



Circuit diagram

Logistical Data

Product code	Product description	Packaging unit (Pieces/Unit)	Dimensions (length x width x height)	Volume	Gross weight
4050300014432	L 30 W/930	Shipping carton box 25	739 mm x 345 mm x 145 mm	36.97 dm ³	3910.00 g

The mentioned product code describes the smallest quantity unit which can be ordered. One shipping unit can contain one or more single products. When placing an order, for the quantity please enter single or multiples of a shipping unit.

References / Links

For more information on QUICKTRONIC electronic control gear go to

▶ www.osram.com/QUICKTRONIC

Disclaimer

Subject to change without notice. Errors and omission excepted. Always make sure to use the most recent release.