

L 58 W/830

LUMILUX T8 | Tubular fluorescent lamps 26 mm, with G13 bases



Areas of application

- Public buildings
- Office lighting
- Industry
- Shops
- Supermarkets and department stores
- Street lighting
- Outdoor applications only in suitable luminaires

Product benefits

- Proven lamp technology
- Good economy thanks to high efficiency
- Available in many different light colors (2,700...8,000 K) for various applications

Product features

- Very good lumen maintenance: 90 % throughout the service lifetime of the lamp
- Good color rendering group: 1B (R_a : 80...89)
- Dimmable
- Top-quality three-band phosphor: LUMILUX



Product datasheet

Technical data

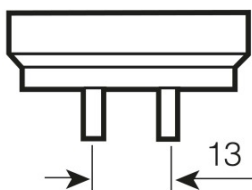

Electrical data

Nominal wattage	58.00 W
Rated lamp efficacy (HF data 25 °C)	Under clarification by authority and standardization body
Rated lamp efficacy (standard condition)	90 lm/W
Rated wattage	58.00 W

Photometrical data

Color rendering index Ra	≥80
Rated luminous flux	5200 lm
Luminous flux at 25 °C	5200 lm
Light color	830
Color temperature	3000 K
Nominal luminous flux	5200 lm
Light color as per EN 12464-1	LUMILUX Warm White
Rated LLMF at 2,000 h	0.95
Rated LLMF at 4,000 h	0.92
Rated LLMF at 6,000 h	0.91
Rated LLMF at 8,000 h	0.90
Rated LLMF at 12,000 h	0.89
Color coordinates chromaticity diagram	0.44/0.403

Dimensions & weight



G13
IEC 7004-51
DIN 49653 T1

Tube diameter	26 mm
Length	1500.0 mm
Length with base excl. base pins/connection	1500.00 mm
Diameter	26.0 mm

Product datasheet

Maximum diameter	26.0 mm
------------------	---------

Temperatures

Rated ambient temp.w.max.luminous flux	25.0 °C
--	---------

Lifespan

Service life	18000 h ¹⁾
Lifespan	20000 h ¹⁾
Rated lamp survival factor at 2,000 h	0.99
Rated lamp survival factor at 4,000 h	0.99
Rated lamp survival factor at 6,000 h	0.99
Rated lamp survival factor at 8,000 h	0.99
Rated lamp survival factor at 12,000 h	0.90
Operation mode LLMF/LSF	50 Hz
Rated lamp life time	20000 h
Nominal lamp life time	20000 h

¹⁾ With preheat ECG

Additional product data

Base (standard designation)	G13
Lamp mercury content	2.5 mg
Appropriate disposal acc. to WEEE	Yes

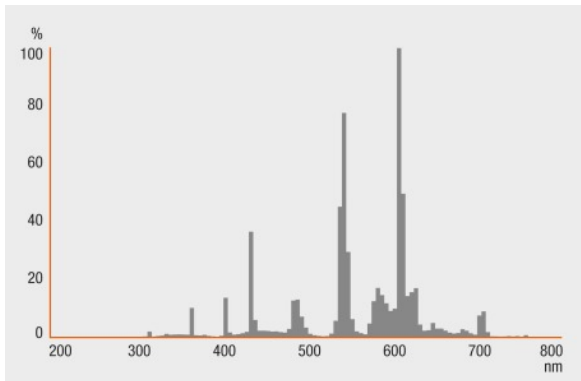
Capabilities

Dimmable	Yes
Suitable for indoor	Yes

Certificates & standards

Energy efficiency class	A
Energy consumption	68 kWh/1000h

Light Distribution



Spectral power distribution

System guarantee

OSRAM System+ Guarantee in combination with OSRAM ECGs



Guarantee

Safety advice

In case of lamp breakage: www.osram.com/brokenlamp

Product datasheet



Circuit diagram

Logistical Data

Product code	Product description	Packaging unit (Pieces/Unit)	Dimensions (length x width x height)	Volume	Gross weight
4050300470382	L 58 W/830	Shipping carton box 30	1295 mm x 456 mm x 206 mm	121.65 dm ³	7243.00 g
4050300517971	L 58 W/830	Shipping carton box 25	1310 mm x 379 mm x 145 mm	71.99 dm ³	6520.00 g

The mentioned product code describes the smallest quantity unit which can be ordered. One shipping unit can contain one or more single products. When placing an order, for the quantity please enter single or multiples of a shipping unit.

References / Links

For more information on the system guarantee and the terms and conditions of the guarantee visit

▶ www.osram.com/system-guarantee

For more information on QUICKTRONIC electronic control gear go to

▶ www.osram.com/QUICKTRONIC

Disclaimer

Subject to change without notice. Errors and omission excepted. Always make sure to use the most recent release.

L 58 W/830

LUMILUX T8 | Tubular fluorescent lamps 26 mm, with G13 bases

Product name	Product name ECG	EAN	Nominal current	Nominal wattage + Power loss	Luminous flux at 35 °C	Number of lighting outlets
L 58W/830	HF 1x58/230-240 DIM	4050300297729	0.25 A	58.00 W	5000 lm	1
	HF 2x58/230-240 DIM	4050300350998	0.48 A	116.00 W	5000 lm	2
	QT 1x58 DIM	4008321645609	0.25 A	55.70 W	5000 lm	1
	QT 2x58 DIM	4008321645814	0.48 A	110.00 W	5000 lm	2
	QT-FIT 5/8 1x54-58	4008321873828	0.24 A	54.00 W	5000 lm	1
	QT-FIT 5/8 2x54-58	4008321873842	0.48 A	110.00 W	5000 lm	2
	QT-FIT8 1x58-70	4008321294227	0.24 A	54.00 W	5000 lm	1
	QT-FIT8 2x58-70	4008321294289	0.48 A	109.00 W	5000 lm	2
	QTi 1x28/54/35/49 GII	4008321383358	0.24 A	55.00 W	5000 lm	1
	QTi 1x58 DIM		0.25 A	56.00 W	5000 lm	1
	QTi 2x28/54/35/49 GII	4008321383419	0.47 A	109.00 W	5000 lm	2
	QTi 2x58 DIM	4050300870731	0.47 A	108.00 W	5000 lm	2
	QTi DALI 1x58 DIM	4050300870823	0.25 A	56.00 W	5000 lm	1
	QTi DALI 2x58 DIM	4050300870847	0.47 A	108.00 W	5000 lm	2
	QTP5 1x54	4008321329394	0.25 A	55.00 W	5000 lm	1
	QTP5 2x54	4008321329097	0.48 A	109.00 W	5000 lm	2
	QTP8 1x58	4008321131669	0.24 A	55.00 W	5000 lm	1
	QTP8 2x58	4008321131683	0.45 A	110.00 W	5000 lm	2

Product datasheet

Product name	Product name ECG	EAN	Nominal current	Nominal wattage + Power loss	Luminous flux at 35 °C	Number of lighting outlets
	QTP-OPTIMAL 1x54-58	4008321873729	0.25 A	54.00 W	5000 lm	1
	QTP-OPTIMAL 2x54-58	4008321880253	0.25 A	107.00 W	5000 lm	2