

DULUX T/E PLUS 26 W/840

OSRAM DULUX T/E PLUS | CFLni, 3 tubes, with 4-pin base for ECG operation



Areas of application

- Offices, public buildings
- Shops
- Supermarkets and department stores
- Hotels, restaurants
- Industrial lighting

Product benefits

- Extremely economical
- Good quality of light
- Excellent luminous flux
- Long service life
- Improved maintenance
- OSRAM System+ Guarantee in combination with OSRAM QUICKTRONIC ECG

Product features

- Average life: 20,000 h (with QUICKTRONIC)
- Color rendering index R_a : 80...89
- Dimmable (3...100 %)
- Short and compact pin-base lamp with triple-turn tubes
- Single-ended four-pin plug-in GX24q base with shortened base casing



Product datasheet

Technical data

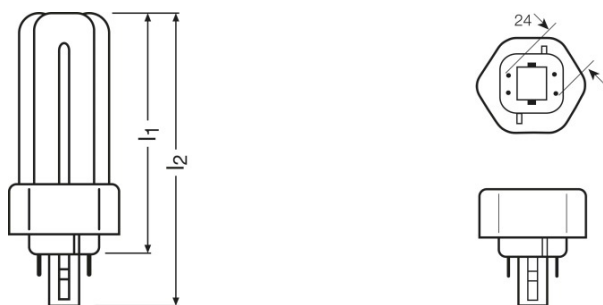
Electrical data

| | |
|-------------------------------------|---|
| Nominal wattage | 26.50 W |
| Rated wattage | 26.50 W |
| Rated lamp efficacy (HF data 25 °C) | Under clarification by authority and standardization body |

Photometrical data

| | |
|-------------------------------|----------------------|
| Nominal luminous flux | 1800 lm |
| Rated luminous flux | 1800 lm |
| Color temperature | 4000 K |
| Light color | 840 |
| Light color as per EN 12464-1 | LUMILUX Cool White |
| Color rendering index Ra | 80..89 |
| Luminous flux at 25 °C | 1800 lm |
| Rated LLMF at 4,000 h | 0.84 |
| Rated LLMF at 6,000 h | 0.82 |
| Rated LLMF at 8,000 h | 0.81 |
| Rated LLMF at 12,000 h | 0.79 |
| Rated LLMF at 16,000 h | 0.78 |
| Rated LLMF at 20,000 h | 0.76 |
| Luminance | 6 cd/cm ² |
| Color rendering group | 1B |

Dimensions & weight



| | |
|----------------|----------|
| Overall length | 132.0 mm |
| Product weight | 60.00 g |
| Tube diameter | 12 mm |

Product datasheet

| | |
|---|-----------|
| Length | 132.0 mm |
| Length acc. to IEC standard | 130 mm |
| Length with base excl. base pins/connection | 116.00 mm |

Temperatures

| | |
|--|---------|
| Rated ambient temp.w.max.luminous flux | 25.0 °C |
|--|---------|

Lifespan

| | |
|--|-----------------------|
| Nominal lamp life time | 20000 h |
| Rated lamp life time | 20000 h |
| Service life | 13000 h ¹⁾ |
| Rated lamp survival factor at 2,000 h | 0.99 |
| Rated lamp survival factor at 4,000 h | 0.99 |
| Rated lamp survival factor at 6,000 h | 0.99 |
| Rated lamp survival factor at 8,000 h | 0.98 |
| Rated lamp survival factor at 12,000 h | 0.95 |
| Rated lamp survival factor at 16,000 h | 0.81 |
| Rated lamp survival factor at 20,000 h | 0.50 |
| Operation mode LLMF/LSF | HF |
| Lifespan | 20000 h ¹⁾ |

¹⁾ With preheat ECG

Additional product data

| | |
|-----------------------------------|------------------------|
| Base (standard designation) | GX24q-3 |
| Lamp mercury content | 1.9 mg |
| Appropriate disposal acc. to WEEE | Yes |
| Product remark | For ECG operation only |

Capabilities

| | |
|---------------------|-----|
| Dimmable | Yes |
| Suitable for indoor | Yes |

Certificates & standards

| | |
|-------------------------|--------------|
| Energy efficiency class | A |
| Energy consumption | 30 kWh/1000h |

Country specific categorizations

| | |
|-------|-------------------------|
| ILCOS | FSMH-26/840-/P/-GX24q-3 |
|-------|-------------------------|

Light Distribution



Spectral power distribution



Guarantee

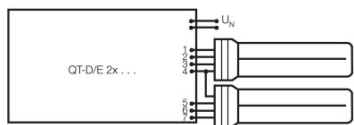
Equipment / Accessories

- Suitable for operation on electronic control gear

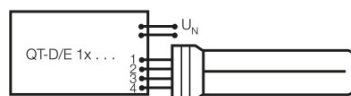
Safety advice

In case of lamp breakage: www.osram.com/brokenlamp

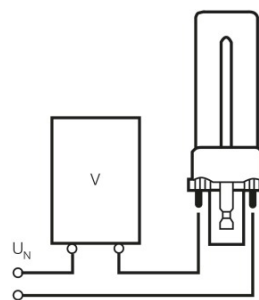
Product datasheet



Circuit diagram



Circuit diagram



Circuit diagram

Logistical Data

| Product code | Product description | Packaging unit (Pieces/Unit) | Dimensions (length x width x height) | Volume | Gross weight |
|---------------|----------------------------|---------------------------------|---|----------------------|--------------|
| 4050300342283 | DULUX T/E PLUS 26 W/840 | Shipping carton box 10 | 260 mm x 159 mm x 116 mm | 4.80 dm ³ | 853.00 g |

The mentioned product code describes the smallest quantity unit which can be ordered. One shipping unit can contain one or more single products. When placing an order, for the quantity please enter single or multiples of a shipping unit.

References / Links

For more information on QUICKTRONIC electronic control gear go to

▶ www.osram.com/QUICKTRONIC

Disclaimer

Subject to change without notice. Errors and omission excepted. Always make sure to use the most recent release.

DULUX T/E PLUS 26 W/840

OSRAM DULUX T/E PLUS | CFLni, 3 tubes, with 4-pin base for ECG operation

| Product name | Product name ECG | EAN | Nominal current | Nominal wattage + Power loss | Luminous flux at 25 °C | Number of lighting outlets |
|------------------------------|--------------------------|---------------|-----------------|------------------------------|------------------------|----------------------------|
| DULUX T/E 26W/840 PLUS GX24Q | QT-ECO 1x26/220-240 S | 4008321065971 | 0.18 A | 23.50 W | 1600 lm | 1 |
| | QT-ECO T/E 2x26/220-240 | 4050300804002 | 0.25 A | 53.00 W | 1750 lm | 2 |
| | QTi DALI-T/E 1x18-57 DIM | 4008321060808 | 0.13 A | 29.00 W | 1800 lm | 1 |
| | QTi DALI-T/E 2x18-42 DIM | 4008321060822 | 0.25 A | 56.00 W | 1800 lm | 2 |
| | QTi-T/E 1x18-57 DIM | 4008321060860 | 0.13 A | 29.00 W | 1800 lm | 1 |
| | QTi-T/E 2x18-42 DIM | 4008321060846 | 0.25 A | 56.00 W | 1800 lm | 2 |
| | QT-M 2x26-42/220-240 S | 4008321110022 | 0.23 A | 54.00 W | 1800 lm | 2 |
| | QTP-M 1x26-42 | 4008321329134 | 0.12 A | 27.00 W | 1750 lm | 1 |
| | QTP-M 2x26-32 | 4008321329158 | 0.24 A | 53.00 W | 1750 lm | 2 |
| | QTP-T/E 1x26-42, (2x26) | 4008321537089 | 0.13 A | 28.00 W | 1750 lm | 1 |
| | QTP-T/E (1x26-42), 2x26 | 4008321537089 | 0.24 A | 54.00 W | 1750 lm | 2 |