

## DULUX D/E 18 W/827

OSRAM DULUX D/E | CFLni, 2 tubes, with 4-pin base for ECG operation



### Areas of application

- Offices, public buildings
- Shops
- Supermarkets and department stores
- Hotels, restaurants
- Industry

### Product benefits

- Extremely economical
- Good quality of light
- Excellent luminous flux
- Long service life
- Improved maintenance
- OSRAM System+ Guarantee in combination with OSRAM QUICKTRONIC ECG

### Product features

- Average life: 20,000 h (with QUICKTRONIC)
- Color rendering index  $R_a$ : 80...89
- Dimmable (3...100 %)
- Short and compact pin-base lamp with double-turn tubes
- Single-ended four-pin plug-in G24q base
- Operates on battery, solar and AC power with suitable electronic control gear



# Product datasheet

## Technical data

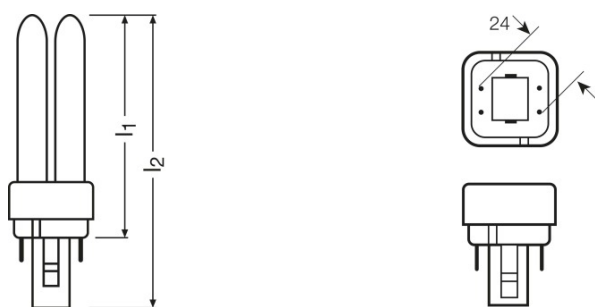
### Electrical data

Nominal wattage	18.0 W
Rated wattage	18.00 W
Rated lamp efficacy (HF data 25 °C)	Under clarification by authority and standardization body

### Photometrical data

Nominal luminous flux	1200 lm
Rated luminous flux	1200 lm
Color temperature	2700 K
Light color	827
Light color as per EN 12464-1	LUMILUX INTERNA
Color rendering index Ra	80...89
Luminous flux at 25 °C	1200 lm
Rated LLMF at 4,000 h	0.84
Rated LLMF at 6,000 h	0.82
Rated LLMF at 8,000 h	0.81
Rated LLMF at 12,000 h	0.79
Rated LLMF at 16,000 h	0.78
Rated LLMF at 20,000 h	0.76
Luminance	4.5 cd/cm <sup>2</sup>
Color rendering group	1B

### Dimensions & weight



Overall length	146.0 mm
Product weight	44.00 g
Tube diameter	12 mm

## Product datasheet

Length	146.0 mm
Length acc. to IEC standard	140 mm
Length with base excl. base pins/connection	130.00 mm

### Temperatures

Rated ambient temp.w.max.luminous flux	25.0 °C
--	---------

### Lifespan

Nominal lamp life time	20000 h
Rated lamp life time	20000 h
Service life	13000 h <sup>1)</sup>
Rated lamp survival factor at 2,000 h	0.99
Rated lamp survival factor at 4,000 h	0.99
Rated lamp survival factor at 6,000 h	0.99
Rated lamp survival factor at 8,000 h	0.98
Rated lamp survival factor at 12,000 h	0.95
Rated lamp survival factor at 16,000 h	0.81
Rated lamp survival factor at 20,000 h	0.50
Operation mode LLMF/LSF	HF
Lifespan	20000 h <sup>1)</sup>

<sup>1)</sup> With preheat ECG

### Additional product data

Base (standard designation)	G24q-2
Lamp mercury content	1.4 mg
Appropriate disposal acc. to WEEE	Yes

### Capabilities

Dimmable	Yes
Suitable for indoor	Yes

### Certificates & standards

Energy efficiency class	A
Energy consumption	20 kWh/1000h

### Country specific categorizations

ILCOS	FSQH-18/827-/P/-G24q-2
-------	------------------------

## Light Distribution

---



## Spectral power distribution



## Guarantee

---

### Equipment / Accessories

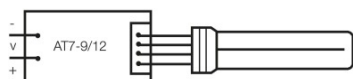
- Suitable for operation on electronic control gear

---

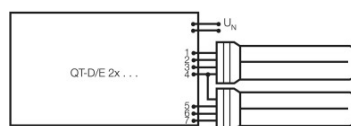
### Safety advice

In case of lamp breakage: [www.osram.com/brokenlamp](http://www.osram.com/brokenlamp)

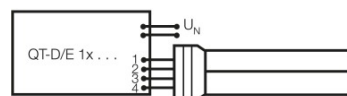
## Product datasheet



Circuit diagram



Circuit diagram



Circuit diagram

### Logistical Data

Product code	Product description	Packaging unit (Pieces/Unit)	Dimensions (length x width x height)	Volume	Gross weight
4050300012148	DULUX D/E 18 W/827	Shipping carton box 10	186 mm x 158 mm x 100 mm	2.94 dm <sup>3</sup>	609.17 g

The mentioned product code describes the smallest quantity unit which can be ordered. One shipping unit can contain one or more single products. When placing an order, for the quantity please enter single or multiples of a shipping unit.

### References / Links

For more information on QUICKTRONIC electronic control gear go to

▶ [www.osram.com/QUICKTRONIC](http://www.osram.com/QUICKTRONIC)

### Disclaimer

Subject to change without notice. Errors and omission excepted. Always make sure to use the most recent release.

## DULUX D/E 18 W/827

OSRAM DULUX D/E | CFLni, 2 tubes, with 4-pin base for ECG operation

Product name	Product name ECG	EAN	Nominal current	Nominal wattage + Power loss	Luminous flux at 25 °C	Number of lighting outlets
DULUX D/E 18W/827 G24Q-2	DT-T/E 18/230-240 C		0.10 A	20.00 W	1200 lm	1
	DT-T/E 18/230-240 P		0.10 A	20.00 W	1200 lm	1
	QT-ECO 1x18-21/220-240 S	4050300794907	0.14 A	19.00 W	1150 lm	1
	QT-ECO T/E 2x18/220-240	4050300803982	0.18 A	36.00 W	2*1150 lm	2
	QTi DALI-T/E 1x18-57 DIM	4008321060808	0.09 A	20.00 W	1200 lm	1
	QTi DALI-T/E 2x18-42 DIM	4008321060822	0.17 A	38.00 W	2*1200 lm	2
	QTi-T/E 1x18-57 DIM	4008321060860	0.09 A	20.00 W	1200 lm	1
	QTi-T/E 2x18-42 DIM	4008321060846	0.17 A	38.00 W	2*1200 lm	2
	QTP-T/E 1X18, (2X18)	4008321537065	0.09 A	19.00 W	1*1200 lm	1
	QTP-T/E (1X18), 2X18	4008321537065	0.16 A	36.00 W	2*1200 lm	2
QTP-T/E 2x18	4008321181619	0.16 A	38.00 W	2*1200 lm	2	