

DULUX D 13 W/840

OSRAM DULUX D | CFLni, 2 tubes, with 2-pin base for CCG operation



Areas of application

- Offices, public buildings
- Shops
- Supermarkets and department stores
- Hotels, restaurants
- Industry

Product benefits

- Extremely economical
- Good quality of light
- Excellent luminous flux
- Long service life
- Improved maintenance

Product features

- Average life: 10,000 h
- Color rendering index R_a : 80...89
- Short and compact pin-base lamp with double-turn tubes
- Single-ended two-pin plug-in G24d base



Product datasheet

Technical data

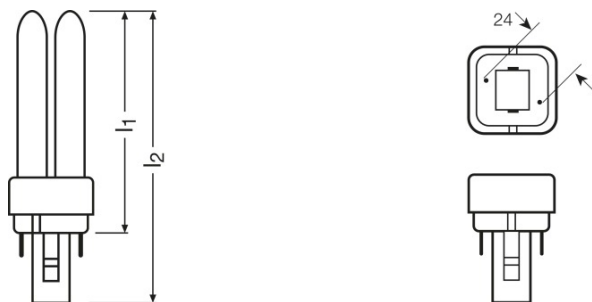
Electrical data

| | |
|-----------------|---------|
| Nominal wattage | 13.00 W |
| Rated wattage | 13.00 W |

Photometrical data

| | |
|-------------------------------|----------------------|
| Nominal luminous flux | 900 lm |
| Rated luminous flux | 900 lm |
| Color temperature | 4000 K |
| Light color | 840 |
| Light color as per EN 12464-1 | LUMILUX Cool White |
| Color rendering index Ra | 80...89 |
| Luminous flux at 25 °C | 900 lm |
| Rated LLMF at 4,000 h | 0.78 |
| Rated LLMF at 6,000 h | 0.76 |
| Rated LLMF at 8,000 h | 0.75 |
| Luminance | 4 cd/cm ² |
| Color rendering group | 1B |

Dimensions & weight



| | |
|---|-----------|
| Overall length | 138.0 mm |
| Product weight | 40.00 g |
| Tube diameter | 12 mm |
| Length | 138.0 mm |
| Length acc. to IEC standard | 130 mm |
| Length with base excl. base pins/connection | 115.00 mm |

Temperatures

Product datasheet

| | |
|--|---------|
| Rated ambient temp.w.max.luminous flux | 25.0 °C |
|--|---------|

Lifespan

| | |
|---------------------------------------|-----------------------|
| Nominal lamp life time | 10000 h |
| Rated lamp life time | 10000 h |
| Service life | 6500 h |
| Rated lamp survival factor at 2,000 h | 0.98 |
| Rated lamp survival factor at 4,000 h | 0.98 |
| Rated lamp survival factor at 6,000 h | 0.95 |
| Rated lamp survival factor at 8,000 h | 0.81 |
| Operation mode LLMF/LSF | 50 Hz |
| Lifespan | 10000 h ¹⁾ |

¹⁾ With CCG/LLCG

Additional product data

| | |
|-----------------------------------|--------|
| Base (standard designation) | G24d-1 |
| Lamp mercury content | 1.4 mg |
| Appropriate disposal acc. to WEEE | Yes |

Capabilities

| | |
|---------------------|-----|
| Suitable for indoor | Yes |
|---------------------|-----|

Certificates & standards

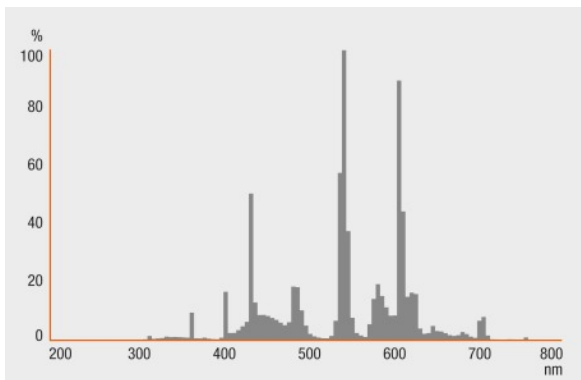
| | |
|-------------------------|--------------|
| Energy efficiency class | A |
| Energy consumption | 17 kWh/1000h |

Country specific categorizations

| | |
|-------|---------------------|
| ILCOS | FSQ-13/840-I-G24d-1 |
|-------|---------------------|

Light Distribution

Product datasheet



Spectral power distribution



Guarantee

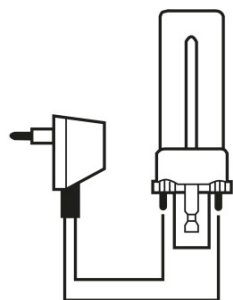
Equipment / Accessories

- Suitable for operation on conventional control gear

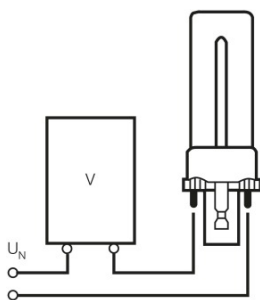
Safety advice

In case of lamp breakage: www.osram.com/brokenlamp

Product datasheet



Circuit diagram



Circuit diagram

Logistical Data

| Product code | Product description | Packaging unit (Pieces/Unit) | Dimensions (height x width x length) | Volume | Gross weight |
|---------------|---------------------|------------------------------|--------------------------------------|-----------------------|--------------|
| 4050300240992 | DULUX D 13 W/840 | Shipping carton box 50 | 186 mm x 162 mm x 366 mm | 11.03 dm ³ | 2764.50 g |
| 4050300241005 | DULUX D 13 W/840 | Shipping carton box 10 | 84 mm x 161 mm x 187 mm | 2.53 dm ³ | 583.00 g |

The mentioned product code describes the smallest quantity unit which can be ordered. One shipping unit can contain one or more single products. When placing an order, for the quantity please enter single or multiples of a shipping unit.

Disclaimer

Subject to change without notice. Errors and omission excepted. Always make sure to use the most recent release.