

## DULUX L 36 W/930 2G11

OSRAM DULUX L LUMILUX DE LUXE | CFLni, with 4-pin 2G11 base for ECG/CCG operation, high color rendering



### Areas of application

- Offices, public buildings
- Shops
- Supermarkets and department stores
- Hotels, restaurants
- Industry

### Product benefits

- Very economical and efficient
- Good quality of light
- Outstanding luminous efficiency
- Long service life
- Improved maintenance

### Product features

- Short and compact pin-base lamp with double-turn tubes
- Single-ended four-pin plug-in 2G11 base
- Color rendering index  $R_a: \geq 90$
- Average life: 20,000 h (with QUICKTRONIC)



# Product datasheet

## Technical data

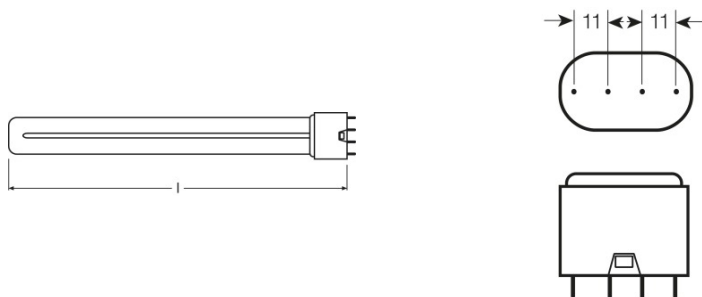
### Electrical data

Nominal wattage	36.00 W
Rated wattage	36.00 W

### Photometrical data

Nominal luminous flux	2350 lm
Rated luminous flux	2350 lm
Color temperature	3000 K
Light color	930
Light color as per EN 12464-1	LUMILUX DE LUXE Warm White
Color rendering index Ra	≥90
Luminous flux at 25 °C	2350 lm
Rated LLMF at 4,000 h	0.85
Rated LLMF at 6,000 h	0.83
Rated LLMF at 8,000 h	0.81
Rated LLMF at 12,000 h	0.79
Rated LLMF at 16,000 h	0.78
Rated LLMF at 20,000 h	0.76
Luminance	2.8 cd/cm <sup>2</sup>

### Dimensions & weight



Overall length	411.0 mm
Product weight	94.00 g
Tube diameter	17.5 mm
Length	411.0 mm
Length with base excl. base pins/connection	411.00 mm

# Product datasheet

## Temperatures

Rated ambient temp.w.max.luminous flux	25.0 °C
--	---------

## Lifespan

Nominal lamp life time	20000 h
Rated lamp life time	20000 h
Service life	13000 h
Rated lamp survival factor at 2,000 h	0.99
Rated lamp survival factor at 4,000 h	0.99
Rated lamp survival factor at 6,000 h	0.99
Rated lamp survival factor at 8,000 h	0.99
Rated lamp survival factor at 12,000 h	0.95
Rated lamp survival factor at 16,000 h	0.81
Rated lamp survival factor at 20,000 h	0.50
Operation mode LLMF/LSF	HF
Lifespan	20000 h <sup>1)</sup>

<sup>1)</sup> With preheat ECG

## Additional product data

Base (standard designation)	2G11
Lamp mercury content	1.7 mg
Appropriate disposal acc. to WEEE	Yes
Product remark	For ECG and CCG operation

## Capabilities

Suitable for indoor	Yes
---------------------	-----

## Certificates & standards

Energy efficiency class	A
Energy consumption	40 kWh/1000h

## Country specific categorizations

ILCOS	FSD-36/930-E-2G11-43,9/411
-------	----------------------------

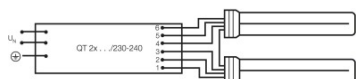
## Equipment / Accessories

– Suitable for operation on electronic and conventional control gear

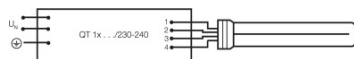
# Product datasheet

## Safety advice

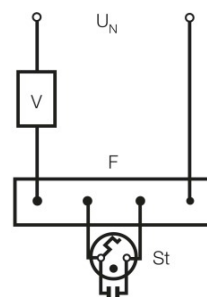
In case of lamp breakage: [www.osram.com/brokenlamp](http://www.osram.com/brokenlamp)



Circuit diagram



Circuit diagram



Circuit diagram

## Logistical Data

Product code	Product description	Packaging unit (Pieces/Unit)	Dimensions (length x width x height)	Volume	Gross weight
4050300018393	DULUX L 36 W/930 2G11	Shipping carton box 10	455 mm x 103 mm x 136 mm	6.37 dm <sup>3</sup>	1395.75 g

The mentioned product code describes the smallest quantity unit which can be ordered. One shipping unit can contain one or more single products. When placing an order, for the quantity please enter single or multiples of a shipping unit.

## References / Links

For more information on QUICKTRONIC electronic control gear go to

▶ [www.osram.com/QUICKTRONIC](http://www.osram.com/QUICKTRONIC)

## Disclaimer

Subject to change without notice. Errors and omission excepted. Always make sure to use the most recent release.