

OT 6/200...240/24 CE

CV Power supplies 24 V



Areas of application

- Facades, public squares, cruise ships
- Signage
- Suitable for indoor and outdoor installations

Product family benefits

- Installation in cold and hot environments
- Very stable output power
- High electrical reversible short-circuit, overload, overtemperature protection
- Independent installation possible

Product family features

- Type of protection: IP20
- Wide operating temperature range: -20...+50 °C
- Lifetime: up to 50,000 h (temperature at max. t_c)

Product datasheet

Technical data

Electrical data

Nominal input voltage	200...240 V
Mains frequency	50...60 Hz
Input voltage AC	180...264 V ¹⁾
Power factor λ	0.50 ²⁾
ECG efficiency	80 %
Device power loss	1.5 W ³⁾
Inrush current	15 A ⁴⁾
Max. ECG no. on circuit breaker 10 A (B)	30
Max. ECG no. on circuit breaker 16 A (B)	48
Max. ECG no. on circuit breaker 25 A (B)	-
Surge capability (L-N)	1 kV
Nominal output voltage	24 V ⁵⁾
U-OUT (working voltage)	25 V
Nominal output power	6 W ⁶⁾
Galvanic isolation	SELV
Galvanic isolation primary/secondary	3 kV

1) Permitted voltage range

2) Minimum

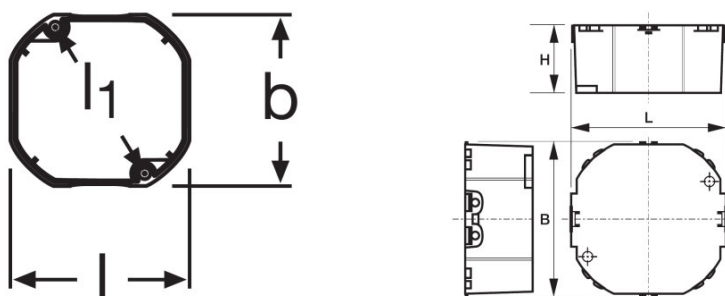
3) Maximum at 230 V_{AC}, P_{out} = maximum, Ta=25 °C, steady state

4) At 240 V_{AC}

5) ±0.8 V

6) Partial load 0.9...6 W

Dimensions & weight



Product weight	52.00 g
Cable cross-section, input side	1.0 mm ²
Cable cross-section, output side	1.0 mm ²

Product datasheet

Wire preparation length, input side	10 mm
Wire preparation length, output side	10 mm
Cable/wire length, input side	185 mm
Cable/wire length, output side	135 mm
Length	51.0 mm
Width	50.0 mm
Height	22.0 mm

Colors & materials

Casing material	Plastic
-----------------	---------

Temperatures & operating conditions

Ambient temperature range	-20...+50 °C
Maximum temperature at tc test point	70 °C
Max.housing temperature in case of fault	100 °C
Temperature range at storage	-40...+85 °C
Permitted rel. humidity during operation	5...85 % ¹⁾

¹⁾ Maximum 56 days/year at 85 %

Lifespan

ECG lifetime	50000 h ¹⁾
--------------	-----------------------

¹⁾ At $T_{case} = 60^{\circ}C$ at T_c point / 10% failure rate

Additional product data

Encapsulated	No
--------------	----

Capabilities

Dimmable	No ¹⁾
Overheating protection	Automatic reversible
Overload protection	Automatic reversible
Short-circuit protection	Automatic reversible
No-load proof	Yes
Suitable for fixtures with prot. class	II

¹⁾ With OPTOTRONIC dimmers

Certificates & standards

Approval marks – approval	CE / VDE / ENEC 10 / CB
Standards	Acc. to IEC 61347-2-13/Acc. to IEC 62384/Acc. to EN 55015/Acc. to IEC 61000-3-2/Acc. to IEC 61000-3-3/Acc. to IEC 61547 ¹⁾

Product datasheet

Protection class	II
Type of protection	IP65

¹⁾ Secondary switching not allowed












Logistical data

Commodity code	850440829000
-----------------------	--------------

Additional product information

- EMI pass verified with wire length of 2 m, from the ECG to the LED module at full load.
- Wiring longer than 2 m from ECG to LED module is possible, but site installation conditions may interfere with EMI with these longer cables. EMI is therefore not verified in this condition.
- For wires longer than 2 m, the appropriate cable cross section must be carefully selected to reduce voltage drop.

Download Data

File	
	User instruction OPTOTRONIC CONSTANT VOLTAGE
	Addon Technical Information 313236_ADDON TECHNICAL INFO OT 6200-24010 CE VS20 and OT 6200-24024 CE VS20 (GB)
	Brochures OPTOTRONIC constant-voltage LED power supplies and controls (EN)
	Brochures 730792_Light is universal - Easy installation of efficient complete systems (DE)
	Brochures 730791_Light is universal - Easy installation of efficient complete systems (EN)
	Certificates OT ENEC 40038447 030720
	Declarations of conformity 334859_Declaration of conformity – OT 6200-24010 CE
	Declarations of conformity EU Declaration of Conformity 3578669
	CAD data 3-dim 313445_51x52x22 9900045
	CAD data 3-dim 313473_51x52x22 9900045
	CAD data PDF 313405_51x52x22 9900045

Logistical Data

Product datasheet

Product code	Product description	Packaging unit (Pieces/Unit)	Dimensions (length x width x height)	Volume	Gross weight
4008321113269	OT 6/200...240/24 CE	Shipping carton box 20	328 mm x 76 mm x 138 mm	3.44 dm ³	1212.50 g

The mentioned product code describes the smallest quantity unit which can be ordered. One shipping unit can contain one or more single products. When placing an order, for the quantity please enter single or multiples of a shipping unit.

Disclaimer

Subject to change without notice. Errors and omission excepted. Always make sure to use the most recent release.