

ELEMENT 35/220...240/800 CS L

ELEMENT SELV | Linear / Area Constant Current – Non dimmable



Product family features

- Line frequency: 50 Hz | 60 Hz
- Supply voltage: 220...240 V
- Lifetime: up to 50,000 h (temperature at T_c max. = -10 °C, max 10% failure rate)
- SELV driver

Product family benefits

- Small housing design
- Flexible current setting (DIPswitch – 4 currents)
- Enhanced safety due to overload, overtemperature, short-circuit protection

Areas of application

- Linear lighting for office, school and public areas
- Suitable for luminaires of protection class I

Technical data

Electrical data

Nominal input voltage	220...240 V
Mains frequency	50/60 Hz
Input voltage AC	198...264 V
Current set	DipSwitch
Power factor λ	0.96 ¹⁾
Efficiency in full-load	88 %
Device power loss	5.24 W ²⁾
Inrush current	12.5 A ³⁾
Max. ECG no. on circuit breaker 10 A (B)	16
Max. ECG no. on circuit breaker 10 A (C)	30
Max. ECG no. on circuit breaker 16 A (B)	28
Max. ECG no. on circuit breaker 16 A (C)	45
Surge capability (L/N-Ground)	2 kV
Surge capability (L-N)	1 kV
Nominal output voltage	23...51 V ⁴⁾
Nominal output current	500 / 600 / 700 / 800 mA ⁵⁾
Output ripple current (100 Hz)	< 30 % ⁶⁾
Output PSTLM	≤1
Output SVM	≤0.7
Nominal output power	11.5...40.8 W
Maximum output power	40.8 W
Galvanic isolation	SELV
U-OUT (working voltage)	< 60 V
Total harmonic distortion	< 20 % ⁷⁾
Output current tolerance	±7.5 %
Default output current	800 mA

¹⁾ Full load at 230 V/50 Hz

²⁾ At 230 V

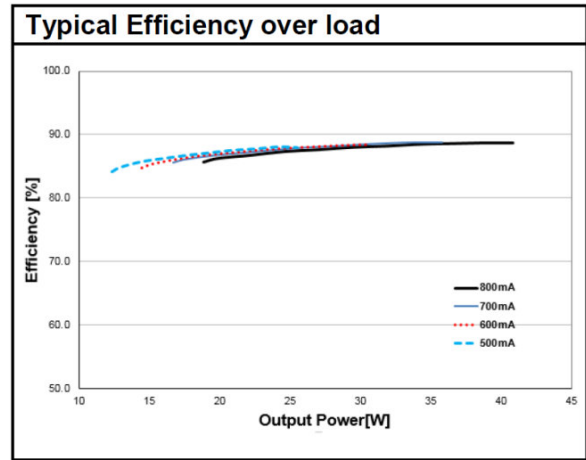
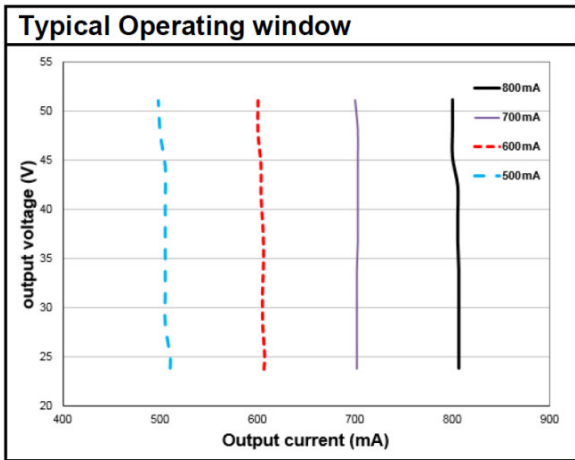
³⁾ $t_{width} = 180 \mu s$ typical, (measured at 50 % I_{peak})

⁴⁾ At 500/600mA / At 700/800mA

⁵⁾ ±7.5%

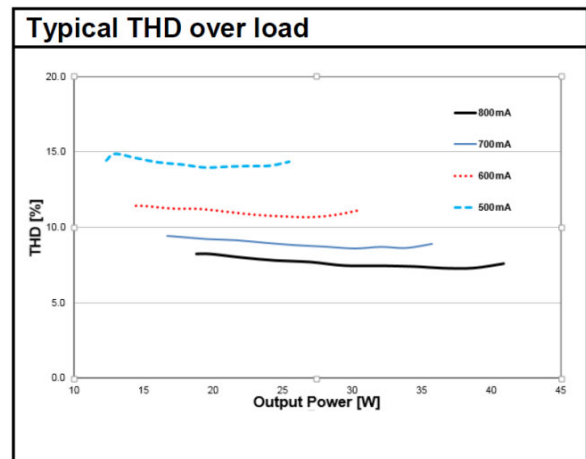
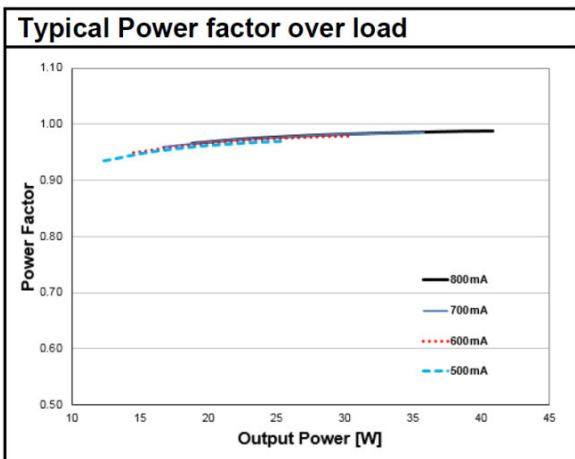
⁶⁾ Ripple average at 100 Hz

⁷⁾ At full load, 230 V, 50 Hz / see graphs



ELEMENT 35220-240800 CS L Operating Window

ELEMENT 35220-240800 CS L Typical Efficiency vs. Load (230 V 50 Hz)



ELEMENT 35220-240800 CS L Typical Power Factor vs. Load

ELEMENT 35220-240800 CS L Typical THD Vs Load

Dimensions & weight



Mounting hole spacing, length	200.0 mm
Product weight	140.00 g
Cable cross-section, input side	0.5...1.5 / 0.75...1.5 mm ^{2 1)}
Cable cross-section, output side	0.5...1.5 / 0.75...1.5 mm ^{2 1)}
Wire preparation length, input side	8.5...9.5 mm
Wire preparation length, output side	8.5...9.5 mm
Length	210.0 mm
Width	30.0 mm
Height	21.0 mm

¹⁾ Solid or flexible leads

Colors & materials

Casing material	Metal
------------------------	-------

Temperatures & operating conditions

Ambient temperature range	-20...+50 °C
Maximum temperature at tc test point	75 °C
Max.housing temperature in case of fault	110 °C
Temperature range at storage	-40...+85 °C
Permitted rel. humidity during operation	5...85 % ¹⁾

¹⁾ Non-condensing

Lifespan

ECG lifetime	35000 / 50000 h ¹⁾
---------------------	-------------------------------

¹⁾ At maximum T_c = 75°C / 10% failure rate / At T_c = 65°C / 10% failure rate

Capabilities

Dimmable	No
-----------------	----

Product datasheet

Overheating protection	Automatic reversible
Overload protection	Automatic reversible
Short-circuit protection	Automatic reversible
No-load proof	Yes
Max. cable length to lamp/LED module	2.0 m ¹⁾
Suitable for fixtures with prot. class	I
Number of channels	1

¹⁾ Output wires must be routed as close as possible to each other

Programming

Programming device	DIPswitch
--------------------	-----------

Certificates & standards

Approval marks – approval	CE / ENEC 05 / EAC / BIS / RCM / CCC
Standards	Acc. to IEC 61347-1/Acc. to EN 61347-2-13/Acc. to EN 62384/Acc. to EN 61000-3-2/Acc. to EN 61000-3-3/Acc. to EN 61547
Type of protection	IP20




Logistical data

Commodity code	850440829000
----------------	--------------

Environmental information

Information according Art. 33 of EU Regulation (EC) 1907/2006 (REACH)	
Date of Declaration	25-04-2022
Primary Article Identifier	4052899553132
Declaration No. in SCIP database	In work

Download Data

File	
	Certificates ENEC certificate
	Certificates CCC certificate 35W
	Declarations of conformity ELEMENT CS L CE 3650277 220322

Product datasheet

Ecodesign regulation information:

Intended for use with LED modules.

The forward voltage of the LED light source shall be within the defined operating window of the control gear in all operating conditions including dimming if applicable.

Separate control gear and light sources must be disposed of at certified disposal companies in accordance with Directive 2012/19/EU (WEEE) in the EU and with Waste Electrical and Electronic Equipment (WEEE) Regulations 2013 in the UK. For this purpose, collection points for recycling centres and take-back systems (CRSO) are available from retailers or private disposal companies, which accept separate control gear and light sources free of charge. In this way, raw materials are conserved and materials are recycled.

Logistical Data

Product code	Product description	Packaging unit (Pieces/Unit)	Dimensions (length x width x height)	Volume	Gross weight
4052899553132	ELEMENT 35/220...240/800 CS L	Shipping carton box 20	228 mm x 138 mm x 160 mm	5.03 dm ³	3078.00 g

The mentioned product code describes the smallest quantity unit which can be ordered. One shipping unit can contain one or more single products. When placing an order, for the quantity please enter single or multiples of a shipping unit.

Disclaimer

Subject to change without notice. Errors and omission excepted. Always make sure to use the most recent release.