

HTL 105/230...240

HALOTRONIC-PROFESSIONAL HTL | Electronic transformers for low-voltage halogen lamps



Areas of application

- Effect and accent lighting
- Living rooms
- Object lighting
- Conference rooms
- Restaurants
- Recessed and surface-mounted furniture luminaires
- Shop lighting
- Event rooms

Product benefits

- Dimmable on the leading edge and trailing edge
- Very low power loss thanks to high efficacy
- Through-wiring possible on the primary side
- Large temperature range
- Protective operation throughout the entire partial-load range for long lamp life
- High efficiency and reliability

Product features

- Line frequency: 50...60 Hz
- RI suppression: to EN 55015 (A1: 2007)/CISPR 15, EN 55022
- Line harmonics according to EN 61000-3-2
- Immunity according to EN 61547
- Safety: to EN 61347
- Short-circuit protection, overload protection, overtemperature protection: electronically reversible
- Electrical isolation between the primary side and the secondary side
- Switching between electronic transformer and lamp not permitted
- Energy efficiency: ≥ 91 % (according to ErP regulation 2012/1194/EC)

Technical data

Electrical data

Lamp wattage	35...105 W
Line current	0.44 A ¹⁾
Input voltage DC	176...275 V
Power factor λ	0.95 ²⁾
Operating frequency	40 kHz ³⁾
Nominal output voltage	11.6 / 11.3 V ⁴⁾
Nominal voltage	230...240 V
Input voltage AC	207...264 V
Mains frequency	50...60 Hz
System wattage	108.00 W
Max. ECG no. on circuit breaker 10 A (B)	23
Max. ECG no. on circuit breaker 16 A (B)	38
Galvanic isolation primary/secondary	4.00 kV ⁵⁾
ECG efficiency	95 % ⁶⁾
Inrush current	0.6 A ⁷⁾

1) Effectively

2) Minimum

3) Approximately

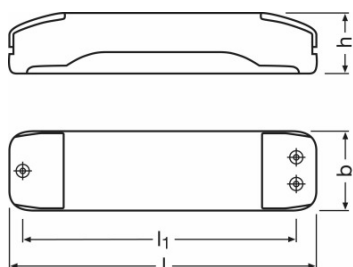
4) 105 W / 35 W

5) eff

6) At full load

7) Maximum

Dimensions & weight



Length	170.0 mm
Width	44.0 mm
Height	34.0 mm

Product datasheet

Cable cross-section, input side	2.5 mm ² ¹⁾
Cable cross-section, output side	4.0 mm ² ¹⁾
Wire preparation length, input side	14 / 8.0 mm ²⁾
Wire preparation length, output side	14 / 8.0 mm ²⁾
Mounting hole spacing, length	140.0 mm
Product weight	160.00 g

¹⁾ Maximum

²⁾ Cable sheath / Wire

Temperatures & operating conditions

Ambient temperature range	-20...+50 °C
Maximum temperature at tc test point	80 °C

Additional product data

Design / version	Long with cable clamp
------------------	-----------------------

Capabilities
















Dimming method	Trailing- or leading-edge phase control for inductive load dimmers
Overload protection	Automatic switch off, reversible
Overheating protection	Automatic switch off, reversible
Short-circuit protection	Automatic switch-off, reversible
Max. cable length to lamp/LED module	2.0 m
Cable/wire types, input side	H03VV-F 2x0.50 / H03VV-F 2x0.75 / H03VVH2-F 2x0.75 / H05VVH2-F 2x0.75 / H05VV-F 2x2.5 / NYM-O 2x1.5 / NYM-J 3x1.5 mm ²
Cable/wire types, output side	H03VV-F 2x0.75 / H05VVH2-F 2x0.75 / H05VV-F 2x1.5 / H05VV-F 2x2.5 / NYM-O 2x1.5 / NYM-J 3x1.5 / NYM-J 3x2.5 mm ²
Dimmable	Yes
Dimming range	0...100 %
No-load proof	Yes
Suitable for fixtures with prot. class	II
Suitable for emergency lighting	Yes

Certificates & standards

Approval marks – approval	ENEC 10 / VDE / VDE-EMC / EAC
Standards	Acc. to EN 61347/Acc. to EN 55015/Acc. to EN 61000-3-2/Acc. to EN 61547/Acc. to EN 61047
Type of protection	IP20

Product datasheet

Download Data

File	
	Addon Technical Information ATI HTL 105 (GB)
	Certificates EMC-Marks approval HTi DALI 105 DIM
	Certificates ENEC-Marks approval
	Certificates ENEC-Marks approval HTi 105 DIM
	Certificates EAC HT family
	Certificates ENEC-Certificate HTL_HTM_HTN_HTi
	Certificates VDE-EMC-Certificate HTL_HTi Dali
	Declarations of conformity Declaration of conformity HTI DALI 150 DIM
	Installation/Operation notice Technical guide - HALOTRONIC for low-voltage halogen lamps
	Installation/Operation notice HALOTRONIC Manual
	Operating instructions EAC - HTL HTM HTN
	CAD data 3-dim HTL 105230-240 and HTL 225230-240 9900052
	CAD data 3-dim HTL 105230-240 and HTL 225230-240 9900052
	CAD data 3-dim HTL 105230-240 and HTL 225230-240 9900052
	CAD data PDF HTL 105230-240 and HTL 225230-240 9900052

Logistical Data

Product code	Product description	Packaging unit (Pieces/Unit)	Dimensions (length x width x height)	Volume	Gross weight
4008321927019	HTL 105/230...240	Shipping carton box 10	235 mm x 89 mm x 183 mm	3.83 dm ³	1711.00 g

The mentioned product code describes the smallest quantity unit which can be ordered. One shipping unit can contain one or more single products. When placing an order, for the quantity please enter single or multiples of a shipping unit.

Disclaimer

Product datasheet

Subject to change without notice. Errors and omission excepted. Always make sure to use the most recent release.