



PL-H

PL-H 60W/830 ALTO 1CT

Philips Linear Compact Fluorescent Lamps offer designers, specifiers and end-users new levels of efficiencies and versatility in sizes, configurations and application possibilities. With so many elegant fixtures available to complement their small size, high light output and advanced technology, Philips Energy Advantage lamps are fast becoming the preferred choice when maximum efficiency and sleek design solutions are required.

Product data

• Product Data

Product number	133686
Full product name	PL-H 60W/830 ALTO 1CT
Short product name	PL-H 60W/830 ALTO 10PK
Pieces per Sku	1
eop_pck_cfg	10
Skus/Case	10
Bar code on pack	46677133689
Bar code on case	50046677133684
Logistics code(s)	927932083020
tpd_ilcos_cd	FSM6H-60/30/1B-L/P-2G8=1
eop_net_weight_pp	149.000 gr

• General Characteristics

System Description	-
Base	2G8-1
Base Information	4P
Rated Avg. Life	20000 hr
Life to 50% fail	10000 hr
Nonpreh EL,3h	
Life to 10% fail	7500 hr
Nonpreh EL,3h	
Life to 10% fail	14000 hr
Preheat EL,3h	
LSF HF Preheat	50 %
20000h Rated,3h	
LSF HF Preheat	96 %
12000h Rated,3h	
LSF HF Preheat	98 %
8000h Rated,3h	
LSF HF Preheat	99 %
6000h Rated,3h	
LSF HF Preheat	99 %
4000h Rated,3h	
LSF HF Preheat	99 %
2000h Rated,3h	

LSF HF Preheat	82 %
16000h Rated,3h	

• Electrical Characteristics

Watts	60 W
Lamp Voltage EL	79 V
25°C	
Lamp Current EL	0.800 A
25°C	
Dimmable	Yes
Lamp Wattage EL	60.0 W
25°C, Rated	
Lamp Wattage EL	60 W
25°C, Nominal	

• Environmental Characteristics

Energy Efficiency	B
Label (EEL)	
Mercury (Hg)	4 mg
Content	

• Light Technical Characteristics

Color Code	830 [CCT of 3000K]
Color Rendering	82 Ra8
Index	
Color Designation	Warm White
Color Temperature	3000 K
Chromaticity Coordinate X	440 -
Chromaticity Coordinate Y	406 -
Lum Efficacy Rated	67 Lm/W
HF 25°C	

PHILIPS

sense and simplicity

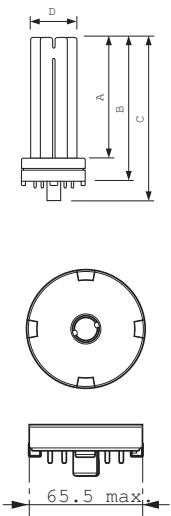
LLMF HF 20000h Rated	80 %
LLMF HF 16000h Rated	82 %
LLMF HF 12000h Rated	84 %
LLMF HF 8000h Rated	86 %
LLMF HF 6000h Rated	88 %
LLMF HF 4000h Rated	90 %
LLMF HF 2000h Rated	92 %

Luminous Flux EL 25°C, Rated	4000 Lm
Luminous Flux EL 25°C, Nominal	4000 Lm
Design Temperature	30 C

• Product Dimensions

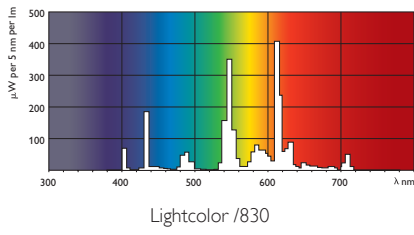
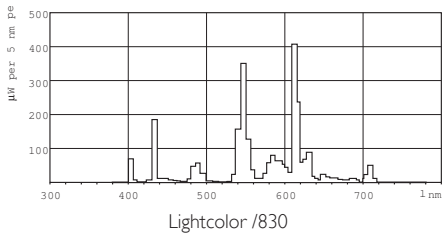
Base Face to Base Face A	141 mm
Insertion Length B	167 mm
Overall Length C	182 mm
Diameter D	59 mm

Dimensional drawing



Product	A (Max)	B (Max)	C (Max)	D (Max)
PL-H 60W/830/4P A	141	167	182	59

Photometric data



© 2011 Koninklijke Philips Electronics N.V.
All rights reserved.

Specifications are subject to change without notice. Trademarks are the property of Koninklijke Philips Electronics N.V. or their respective owners.

www.philips.com/lighting

2011, March 18
data subject to change