

MASTERC colour CDM-T Elite MW

MASTERC colour CDM-TMW Elite 210W/942 1CT

MASTERC colour CDM Elite MW - the medium wattage lighting system that gives superior, longer-lasting white light for both indoor and outdoor use.



Product data

• General Characteristics

Cap-Base	PGZ18
Bulb	TMW28 [TMW 28mm]
Bulb Finish	Clear
Operating Position	any [Any or Universal (U)]
Life to 50% failures EL	30000 hr
Life to 10% failures EL	15000 hr

• Electrical Characteristics

Lamp Wattage	210 W
Lamp Wattage EL	210 W
Lamp Voltage	98 V
Lamp Current EL	2.1 A
Lamp Current Run-Up	3.2 A
Ignition Time	3 (max) s
Run-up time 90%	1.5 (max) min
Re-ignition Time [min]	10 (max) min

• Environmental Characteristics

Mercury (Hg) Content	25 (max) mg
Picogram per Lumen Hour	40.3 p/LuHr

• Light Technical Characteristics

Color Code	942 [CCT of 4200K]
Color Rendering Index	85 (min), 92 (nom) Ra8
Color Designation (text)	Cool White

Color Temperature	4200 K
Color Temperature Technical	3290 (min), 4120 (nom), 4320 (max) K
Chromaticity Coordinate X	0.373 -
Chromaticity Coordinate Y	0.371 -
Luminous Flux Lamp EL	23100 Lm
Lumen Maintenance 2000h	96 %
Lumen Maintenance 5000h	93 %
Design Mean Lumens	20800 Lum
Lumen Maintenance - 40% life	89 %
Lumen Maintenance - 10% life	95 %
Lumen Maintenance 8000h	90 %

• UV-related Characteristics

Damage Factor D/fc	0.30 -
PET (NIOSH)	34.1 h500lx
UV A	10.1 mW/cm ²
UV B	0.03 mW/cm ²
UV C	0.10 mW/cm ²

• Product Dimensions

Overall Length C	186 (nom), 188 (max) mm
Diameter D	28 (nom), 29 (max) mm
Light Center Length L	88 (min), 90 (nom), 92 (max) mm
Maximum Overall Length [inch]	7.4 (max) in

PHILIPS

sense and simplicity

MASTERC colour CDM-T Elite MW

Light Center Length L [inch] 3.54 in
 Diameter [inch]- D 1.1 in

• **Luminaire Design Requirements**

Cap-Base Temperature 250 (max) C
 Bulb Temperature 600 (max) C

• **Product Data**

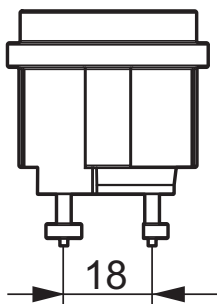
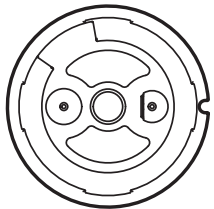
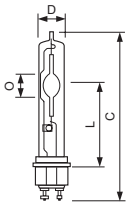
Order code 928601164930
 Full product code 928601164930
 Full product name MASTERC colour CDM-TMW Elite 210W/942 1CT

Order product name MASTERC CDM-TMW Elite 210W/942 1CT
 Pieces per pack 1
 Packing configuration 12
 Packs per outerbox 12
 Bar code on pack - EAN1 8727900801804
 Bar code on outerbox - EAN3 8727900801811
 Logistic code(s) - 12NC 928601164930
 ILCOS code MT-210/42/1A-H-PGZ18
 Net weight per piece 140.670 gr

Warnings and Safety

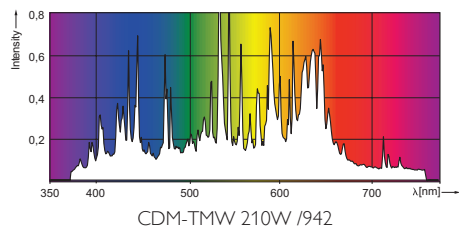
- Use only in totally enclosed luminaire, even during testing (IEC61167, IEC 62035, IEC60598)
- The luminaire must be able to contain hot lamp parts if the lamp ruptures
- Use only with electronic control gear
- Control gear must include end-of-life protection (IEC61167, IEC 62035)

Dimensional drawing



Product	C (Norm)	C (Max)	D (Norm)	D (Max)
CDM TMW 210W/942 PGZ18 U	186	188	28	29

Photometric data



© 2011 Koninklijke Philips Electronics N.V.
All rights reserved.

Specifications are subject to change without notice. Trademarks are the property of Koninklijke Philips Electronics N.V. or their respective owners.

www.philips.com/lighting

2011, July 12
data subject to change