

T8

14.5T8/COR/48-850/MF21/G 10/1

Our TLEDs are available in InstantFit (Type A / Type C) or MainsFit (Ballast bypass / Type B) versions. The InstantFit lamps work on a broad variety of ballasts and LED drivers. Only InstantFit has over 15,000 lamp & ballast combinations delivering even light output, energy savings and a long lifetime. Our MainsFit products feature a double-ended design, simplifying installation while a proprietary safety circuit minimizes a shock risk. Lamp sizes range from 2-foot to 8-foot and U-bend with a variety of lumen outputs.

Product data

General information		Power (Nom)	
Cap-Base	G13 [Medium Bi-Pin Fluorescent]	Power (Nom)	14.5 W
EU RoHS compliant	Yes	Lamp Current (Max)	124 mA
Nominal Lifetime (Nom)	50000 h	Lamp Current (Min)	58 mA
Switching Cycle	50000X	Wattage Equivalent	32 W
Technical Type	14.5-32W	Starting Time (Nom)	0.5 s
		Warm Up Time to 60% Light (Nom)	0.5 s
		UL Type	Type B - bypass the ballast
		Power Factor (Nom)	0.9
		Voltage (Nom)	120-277 V
Light technical		Temperature	
Color Code	850 [CCT of 5000K]	T-Ambient (Max)	45 °C
Beam Angle (Nom)	240 °	T-Ambient (Min)	-20 °C
Luminous Flux (Nom)	2100 lm	T-Storage (Max)	65 °C
Color Designation	Daylight	T-Storage (Min)	-40 °C
Correlated Color Temperature (Nom)	5000 K	T-Case Maximum (Nom)	70 °C
Luminous Efficacy (rated) (Nom)	144.00 lm/W		
Color Consistency	<5	Controls and dimming	
Color Rendering Index (Nom)	80	Dimmable	Limited
LLMF At End Of Nominal Lifetime (Nom)	70 %		
Operating and electrical			
Input Frequency	50 to 60 Hz		

T8

Mechanical and housing

Bulb Finish	Frosted
Bulb Material	Glass
Product Length	1200 mm
Bulb Shape	Tube, double-ended

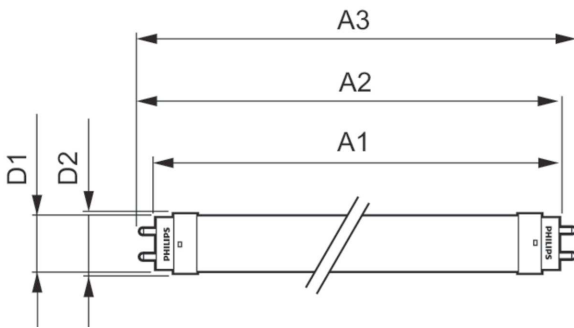
Approval and application

Energy Saving Product	Yes
Approval Marks	RoHS compliance UL certificate DLC compliance
Energy Consumption kWh/1000 h	- kWh

Product data

Order product name	14.5T8/COR/48-850/MF21/G 10/1
EAN/UPC - Product	046677563554
Order code	929002484704
Numerator - Quantity Per Pack	1
Numerator - Packs per outer box	10
Material Nr. (12NC)	929002484704
Net Weight (Piece)	0.215 kg
Model Number	9290024847


Dimensional drawing



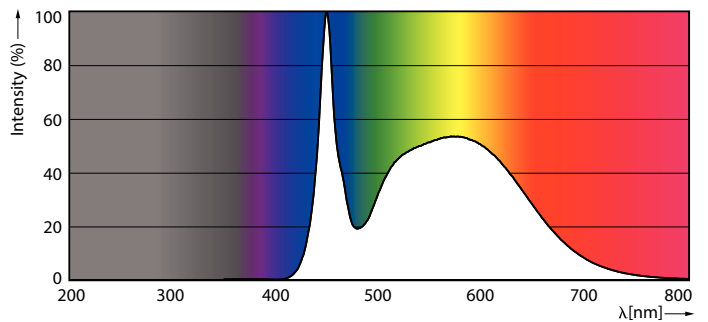
14.5T8/COR/48-850/MF21/G 10/1

Product	D1	D2	A1	A2	A3
14.5T8/COR/48-850/MF21/G 10/1	25.7 mm	28 mm	1198.2 mm	1205.3 mm	1212.4 mm

Photometric data

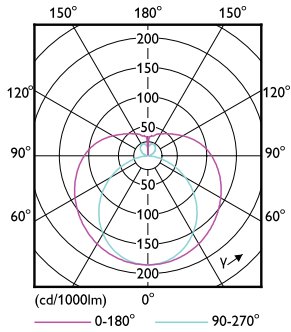


LEDtube COR 14,5W G13 2100lm 850



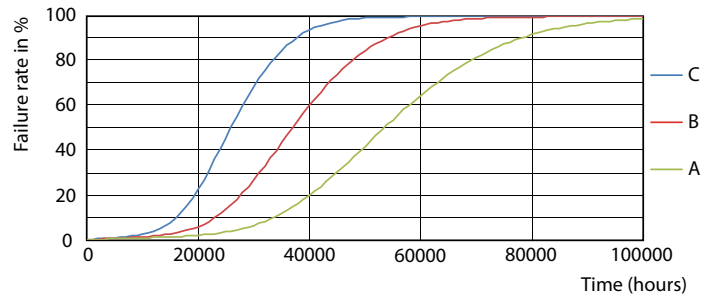
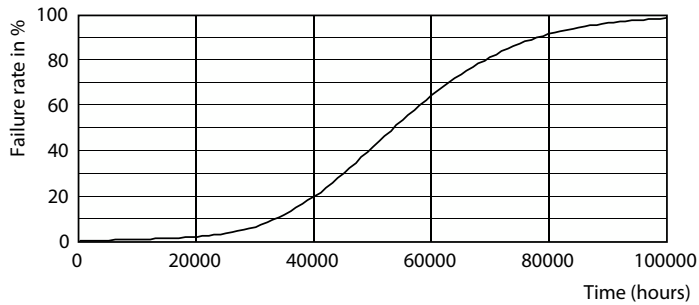
LEDtube COR 9,9W G13 1600lm 850

Photometric data

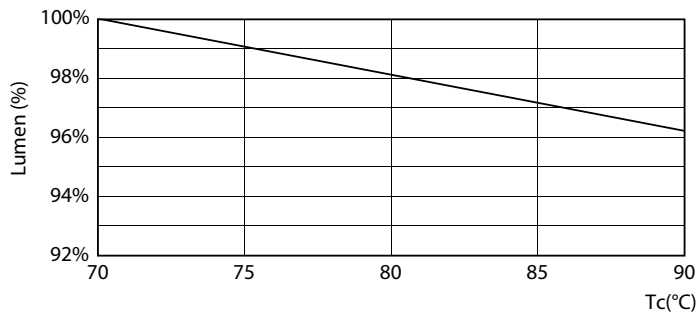


LEDtube COR 9,9W G13 1550lm

Lifetime

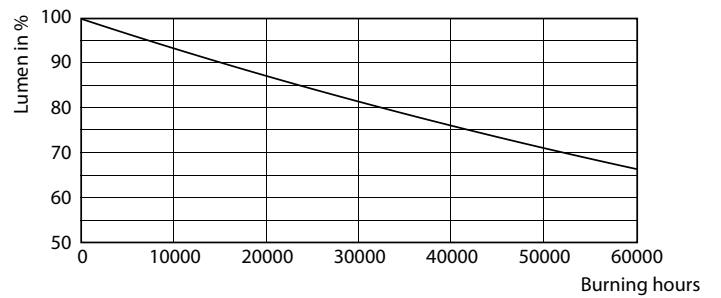


Life Expectancy Diagram



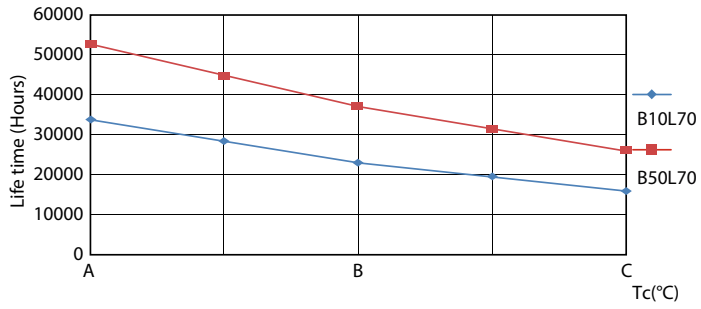
LEDtube COR 9,9W 50K LumenVsTc

LEDtube 50K FailureRate-LED



Lumen Maintenance Diagram

Lifetime



LEDtube 50K LifetimeVsTc-LED

