

PHILIPS

Xitanium

LED driver



Datasheet

Xitanium LED drivers – linear LV isolated

Xitanium 36W 0.3-1A 54V TD 230V

9290 015 03606

Enabling future-proof LED technology

Xitanium LED drivers are designed to operate LED solutions for general lighting applications such as linear lighting, as well as downlighting and spot/accent lighting.

High reliability underpinned by 5 year warranty, enhanced by specific features that protect the connected LED module, e.g. hot wiring, reduced ripple current and thermal derating. Most drivers feature central DC operation.

In the coming years LEDs will continue to increase in efficiency, creating generation and complexity challenges for OEMs. With Xitanium LED drivers, flexibility in luminaire design is assured thanks to an adjustable output current. Application-oriented operating windows offer the flexibility required to provide the stable lumen output and light quality levels that lighting specifiers and architects demand. And the adjustable output current also enables operation of various LED PCB solutions from different manufacturers.

Benefits

- High reliability underpinned by 5 year warranty
- Future-proof flexibility - application-oriented operating windows enable LED generation and complexity management
- Compatibility - can also be used for other manufacturers' modules or OEMs' own PCB designs
- Flicker and noise free dimming with all Touch and DALI LED drivers due to amplitude dimming (AM)

Features

- Simpler approval process and easy design-in
- Operating windows - output current configurable via DALI or SimpleSet by means of Philips MultiOne software or via a resistor (LEDset)
- Reduced ripple current and thermal derating for increased reliability
- Power ratings: 36W, 65W and 75W
- DALI dimmable & programmable, 1-10V dimmable, and fixed-output versions

Application

- Offices
- Industry
- Supermarkets / Retail

Electrical input data

Specification item	Value	Unit	Condition
Rated input voltage range	220...240	V _{ac}	Performance range
Rated input voltage	230	V _{ac}	
Rated input frequency range	50...60	Hz	Performance range
Rated input current	0.2	A	@ full output power @ rated input voltage
Rated input power	42	W	@ rated output power @ rated input voltage
Power factor	0.9		@ rated output power @ rated input voltage
Total harmonic distortion	20	%	@ rated output power @ rated input voltage
Efficiency	89	%	@ full output power @ rated input voltage
Rated input voltage DC range	186...250	V _{dc}	Performance range
Input voltage AC range	202...254	V _{ac}	Operational range
Input frequency AC range	47.5...63	Hz	Operational range
Input voltage DC range	168...275	V _{dc}	Operational range
Standby Power	0.3	W	
Isolation input to output	SELV		

Electrical output data

Specification item	Value	Unit	Condition
Regulation method	Constant Current		
Output voltage	27...54	V _{dc}	
Output voltage max.	60	V	Maximum output voltage (rms)
Output current	0.3...1	A	
Output current tolerance ±	5	%	
Output current ripple LF	≤ 4	%	Ripple = peak / average, < 3kHz
Output current ripple HF	≤ 4	%	
Output power	10...36	W	

Electrical data controls input

Specification item	Value	Unit	Condition
Control method	Corridor Mode, DALI, Touch & Dim (TD)		
Dimming range	1...100	%	>700mA 1% dimming; < 700mA min. current 7mA
Isolation controls input to output	Double		acc. IEC61347-1

Wiring and Connections

Specification item	Value	Unit	Type
Input wire cross-section	0.5...1.5 / 20...16	mm ² / AWG	WAGO744, solid wire
Input wire strip length	8...9	mm	
Output wire cross-section	0.5...1.5 / 20...16	mm ² / AWG	WAGO744, solid wire
Output wire strip length	8...9	mm	
Maximum cable length	2	m	Total length of wiring including LED module, one way

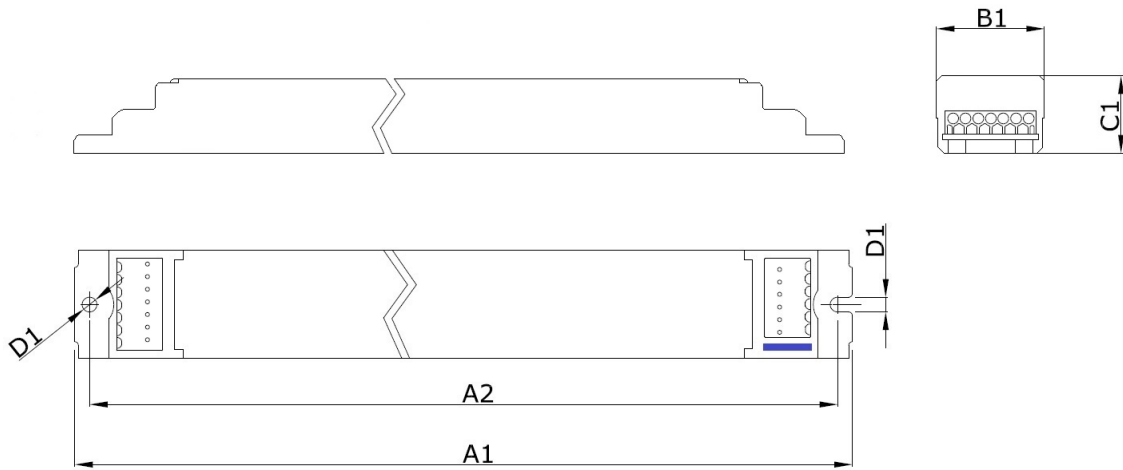


Insulation

Insulation per IEC61347-1	Input	Output+LEDset	DALI	Housing
Input		SELV	Double	Basic
Output+LEDset	SELV		Double	Basic
DALI	Double	Double		Basic
Housing	Basic	Basic	Basic	

Dimensions and weight

Specification item	Value	Unit	Tolerance (mm)
Length (A1)	360	mm	
Mounting hole distance (A2)	350	mm	
Width (B1)	30	mm	
Height (C1)	21	mm	
Mounting hole diameter (D1)	4.1	mm	
Weight	180	gram	



Logistical data

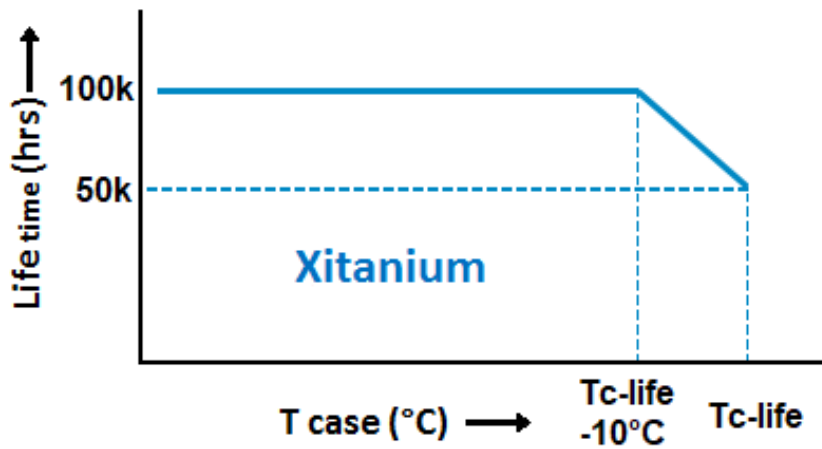
Specification item	Value
Product name	Xitanium 36W 0.3-1A 54V TD 230V
EOC	871869655264300
Logistic code 12NC	9290 015 03606
EAN1 (GTIN)	8718696552643
EAN3	8718696552650
Pieces per box	24

Operational temperatures and humidity

Specification item	Value	Unit	Condition
Ambient temperature	-25...+50	°C	Higher ambient temperature allowed as long as T _{case-max} is not exceeded
T _{case-max}	75	°C	Maximum temperature measured at T _{case-point}
T _{case-life}	75	°C	Measured at T _{case-point}
Maximum housing temperature	110	°C	In case of a failure, inherent by design
Relative humidity	10...90	%	Non-condensing

Lifetime

Specification item	Value	Unit	Condition
Driver lifetime	50,000	hours	Measured temperature at Tcase-point is Tcase-life. Maximum failures = 10%



Storage temperature and humidity

Specification item	Value	Unit	Condition
Ambient temperature	-25...+85	°C	
Relative humidity	5...95	%	Non-condensing

Programmable features

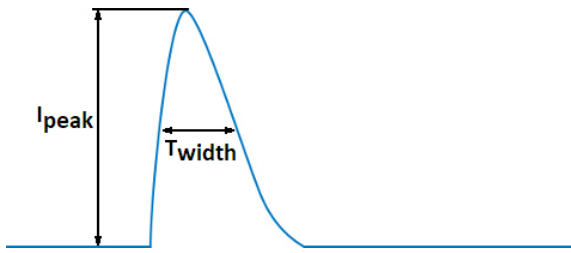
Specification item	Available	Default setting	Condition
Set Adjustable Output Current (AOC)	LEDset, SimpleSet	300 mA	
Adjustable Light Output (ALO)	Yes	OFF	
Constant Light Output (CLO)	Yes	OFF	
Touch & Dim (TD)	Yes	ON	
Corridor Mode	Yes	ON	Default: T1=55s, T2=12s, T3=30min
Min Dim Level	Yes	1 %	
DC emergency (DCemDim)	Yes	ON	Current output decreased to 15%
OEM Write Protection (OWP)	Yes	OFF	

Features

Specification item	Value	Condition
Open load protection	Yes	Automatic recovering
Short circuit protection	Yes	Automatic recovering
Over power protection	Yes	Automatic recovering
Hot wiring	No	
Suitable for fixtures with protection class	I	per IEC60598
Energy metering	Yes	Accuracy 10%
Diagnostics	Yes	

Inrush current

Specification item	Value	Unit	Condition
Inrush current I_{peak}	26	A	Input voltage 230V
Inrush current T_{width}	140	μ s	Input voltage 230V, measured at 50% I_{peak}
Drivers / MCB 16A type B	≤ 36	pcs	Indicative value



MCB	Rating	Relative number of LED drivers
B	4A	25%
B	6A	40%
B	10A	63%
B	13A	81%
B	16A	100% (stated in datasheet)
B	20A	125%
B	25A	156%
B	32A	200%
B	40A	250%
C	4A	42%
C	6A	63%
C	10A	104%
C	13A	135%
C	16A	170%
C	20A	208%
C	25A	260%
C	32A	340%
C	40A	415%

Driver touch current / protective conductor current

Specification item	Value	Unit	Condition
Typical Protective Conductor Current (ins. Class I)	0.4	mA rms	Acc. IEC60598-1. LED module contribution not included

Surge immunity

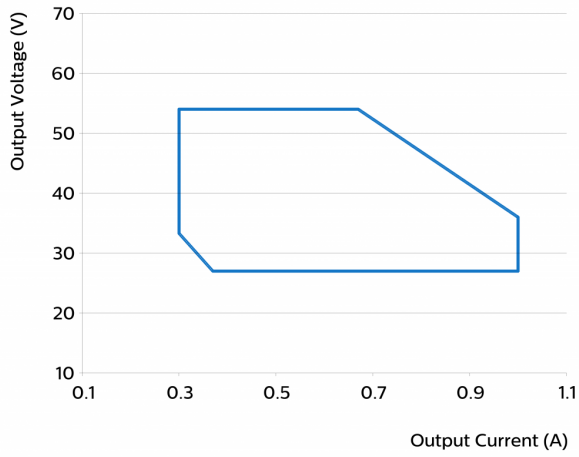
Specification item	Value	Unit	Condition
Mains surge immunity (diff. mode)	1	kV	Acc. IEC61000-4-5. 2 Ohm, 1.2/50us, 8/20us
Mains surge immunity (comm. mode)	2	kV	Acc. IEC61000-4-5. 12 Ohm, 1.2/50us, 8/20us
Control surge immunity (diff. mode)	1	kV	Acc. IEC61000-4-5. 2 Ohm, 1.2/50us, 8/20us
Control surge immunity (comm. mode)	2	kV	Acc. IEC61000-4-5. 12 Ohm, 1.2/50us, 8/20us

Application Info

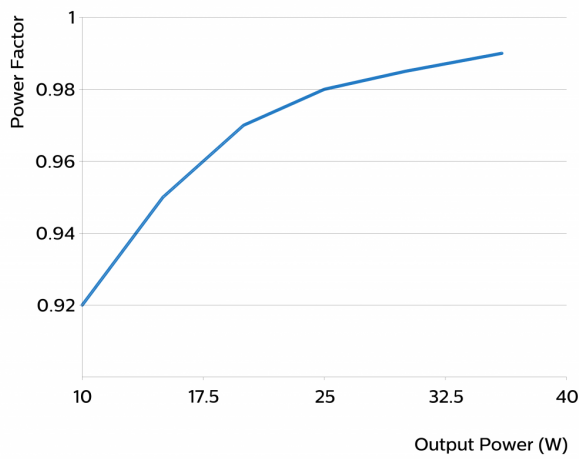
Specification item	Value
Approval marks	BIS / C-tick / CCC / CE / DALI 2 / EAC / EL / ENEC / F-mark / KC / SELV / UA
Ingress Protection classification (IP)	20
Application	Indoor Linear
Mounting Type	Built-in

Graphs

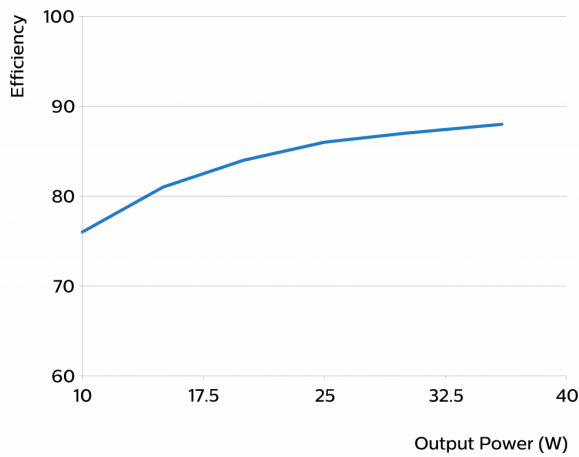
Operating window



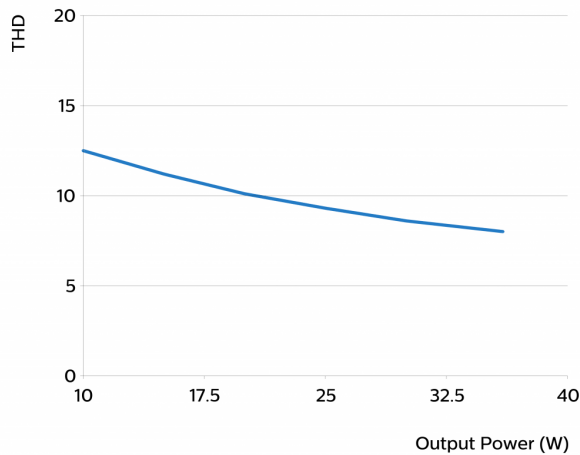
Power factor versus output power



Efficiency versus output power



THD versus output power



Notes

This product includes software licensed under terms that require Philips Lighting Holding B.V. to display the following notice:

ASF: Release ASF-3.32

The Atmel® Software Framework (ASF, www.atmel.com/asf) is a compilation of embedded software for Atmel flash MCUs: megaAVR®, AVR XMEGA®, AVR UC3 and SAM devices. It has been designed to help develop and glue together the different components of a software design. It can easily integrate into an operating system (OS) or run as a stand-alone product.

Redistribution and use in source and binary forms, with or without modification, are permitted provided that the following conditions are met:

1. Redistributions of source code must retain the above copyright notice, this list of conditions and the following disclaimer.
2. Redistributions in binary form must reproduce the above copyright notice, this list of conditions and the following disclaimer in the documentation and/or other materials provided with the distribution.
3. The name of Atmel may not be used to endorse or promote products derived from this software without specific prior written permission.
4. This software may only be redistributed and used in connection with an Atmel microcontroller product.

THIS SOFTWARE IS PROVIDED BY ATMEL "AS IS" AND ANY EXPRESS OR IMPLIED WARRANTIES, INCLUDING, BUT NOT LIMITED TO, THE IMPLIED WARRANTIES OF MERCHANTABILITY, FITNESS FOR A PARTICULAR PURPOSE AND NON-INFRINGEMENT ARE EXPRESSLY AND SPECIFICALLY DISCLAIMED. IN NO EVENT SHALL ATMEL BE LIABLE FOR ANY DIRECT, INDIRECT, INCIDENTAL, SPECIAL, EXEMPLARY, OR CONSEQUENTIAL DAMAGES (INCLUDING, BUT NOT LIMITED TO, PROCUREMENT OF SUBSTITUTE GOODS OR SERVICES; LOSS OF USE, DATA, OR PROFITS; OR BUSINESS INTERRUPTION) HOWEVER CAUSED AND ON ANY THEORY OF LIABILITY, WHETHER IN CONTRACT, STRICT LIABILITY, OR TORT (INCLUDING NEGLIGENCE OR OTHERWISE) ARISING IN ANY WAY OUT OF THE USE OF THIS SOFTWARE, EVEN IF ADVISED OF THE POSSIBILITY OF SUCH DAMAGE.



©2020 Signify Holding, IBRS 10461, 5600 VB, NL. All rights reserved.
UK importer address: Signify Commercial UK Limited, 3, Guildford Business Park, GU2 8XG.

The information provided herein is subject to change without notice. Signify does not give any representation or warranty as to the accuracy or completeness of the information included herein and shall not be liable for any action in reliance thereon. The information presented in this document is not intended as any commercial offer and does not form part of any quotation or contract, unless otherwise agreed by Signify.

Philips and the Philips Shield Emblem are registered trademarks of Koninklijke Philips N.V. All other trademarks are owned by Signify Holding or their respective owners.

Date of release: December 10, 2020 v2

www.philips.com/oem