

PHILIPS

Xitanium

LED driver



Datasheet

Xitanium Spot / Downlight LED Drivers Single Current

Xitanium 7W 0.35A 20V TE SC 230V

9290 014 20906

Single current LED drivers for enhanced lighting performance

Reliable and cost effective Xitanium single current drivers enable luminaires to deliver high quality light over an industry standard lifetime of 50,000 hours. Specifically designed with low ripple current to address luminaire flickering issues - making this optimal for camera, scanner, and barcode operation. These drivers provide assured reliability, safety, and long-term energy savings.

Benefits

- Designed to operate solutions based on Chip On Board (COB) or mid-power LEDs
- Various power wattage Drivers that are related to the lumen packages/applications
- Independent-version housing design for stand-alone installations

Features

- Small, compact dimensions
- Fixed, SELV output
- Low ripple, low THD
- Specific current and voltage
- Fast Time to Market
- 50,000 hours lifetime

Application

- Public buildings (airports, cinemas, theaters, exhibition halls)
- Retail (supermarkets, shops)
- Office

Electrical input data

Specification item	Value	Unit	Condition
Rated input voltage range	220...240	V _{ac}	Performance range
Rated input voltage	230	V _{ac}	
Rated input frequency range	50...60	Hz	Performance range
Rated input current	0.04	A	@ rated output power @ rated input voltage
Rated input power	9	W	@ rated output power @ rated input voltage
Power factor	0.9		@ rated output power @ rated input voltage
Total harmonic distortion	20	%	@ rated output power @ rated input voltage
Efficiency	78	%	@ rated output power @ rated input voltage
Input voltage AC range	198...264	V _{ac}	Operational range
Input frequency AC range	47.5...63	Hz	Operational range
Isolation input to output	SELV		

Electrical output data


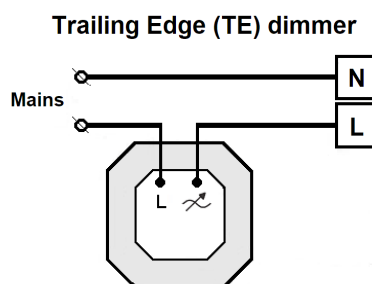
Specification item	Value	Unit	Condition
Regulation method	Constant Current		
Output voltage	8...20	V _{dc}	
Output voltage max.	60	V	Maximum output voltage (rms)
Output current	0.35	A	
Output current min dimming	17.5	mA	
Output current tolerance ±	5	%	
Output current ripple LF	≤ 20	%	Ripple = peak / average, < 3kHz
Output power	2.8...7	W	

Electrical data controls input

Specification item	Value	Unit	Condition
Control method	TE		
Dimming range	5...100	%	Default range

Wiring and Connections

Specification item	Value	Unit	Type
Input wire cross-section	0.5...1.5 / 20...16	mm ² / AWG	WAGO250 (pitch 3.5 mm), solid / stranded wire
Input wire strip length	8.5...9.5	mm	
Output wire cross-section	0.5...1.5 / 20...16	mm ² / AWG	WAGO250 (pitch 3.5 mm), solid / stranded wire
Output wire strip length	8.5...9.5	mm	
Maximum cable length	0.6	m	Total length of wiring including LED module, one way

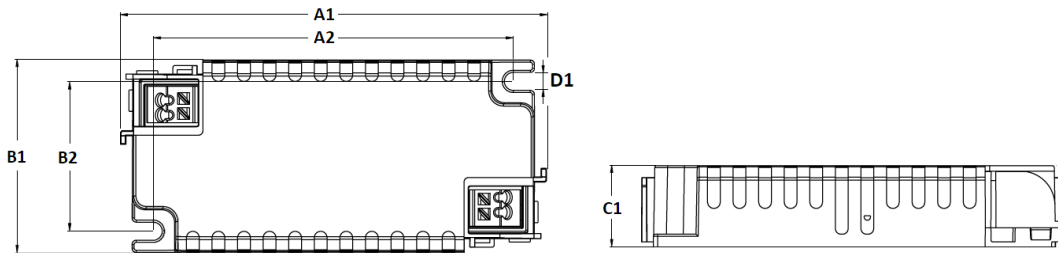


Insulation

Insulation per IEC61347-1	Input	Output
Input		SELV
Output	SELV	

Dimensions and weight

Specification item	Value	Unit	Tolerance (mm)
Length (A1)	85	mm	
Mounting hole distance (A2)	69.4	mm	
Width (B1)	50	mm	
Width (B2)	40	mm	
Height (C1)	19	mm	
Weight	105	gram	



Logistical data

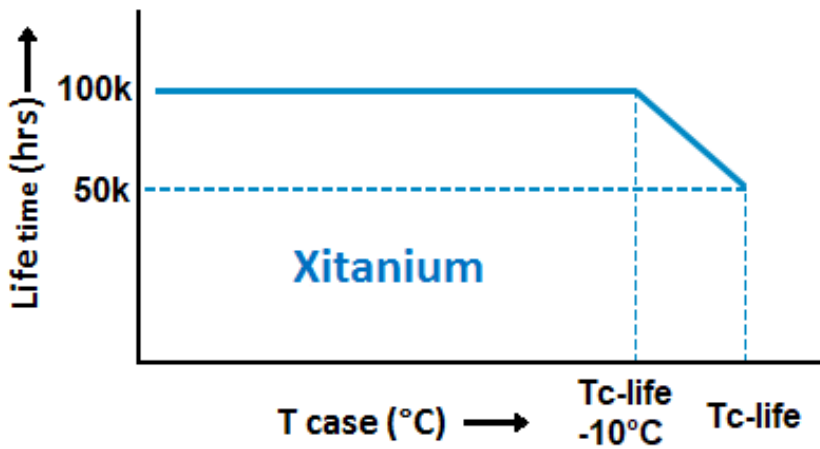
Specification item	Value
Product name	Xitanium 7W 0.35A 20V TE SC 230V
EOC	871869676562300
Logistic code 12NC	9290 014 20906
EAN1 (GTIN)	8718696765623
EAN3	8718696765630
Pieces per box	50

Operational temperatures and humidity

Specification item	Value	Unit	Condition
Ambient temperature	-20...+50	°C	Higher ambient temperature allowed as long as T _{case-max} is not exceeded
T _{case-max}	80	°C	Maximum temperature measured at T _{case-point}
T _{case-life}	70	°C	Measured at T _{case-point}
Maximum housing temperature	110	°C	In case of a failure, inherent by design
Relative humidity	10...90	%	Non-condensing

Lifetime

Specification item	Value	Unit	Condition
Driver lifetime	50,000	hours	Measured temperature at Tcase-point is Tcase-life. Maximum failures = 10%



Storage temperature and humidity

Specification item	Value	Unit	Condition
Ambient temperature	-25...+85	°C	
Relative humidity	5...95	%	Non-condensing

Programmable features

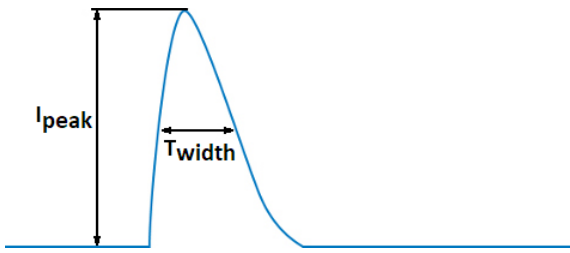
Specification item	Available	Default setting	Condition
Set Adjustable Output Current (AOC)	No	350 mA	Fixed output, dimming possible via Trailing Edge phase-cut (TE)

Features

Specification item	Value		Condition
Open load protection	Yes		Automatic recovering
Short circuit protection	Yes		Automatic recovering
Over power protection	Yes		Automatic recovering
Hot wiring	No		
Suitable for fixtures with protection class	II		per IEC60598

Inrush current

Specification item	Value	Unit	Condition
Inrush current I_{peak}	1	A	Input voltage 230V
Inrush current T_{width}	15.2	μ s	Input voltage 230V, measured at 50% I_{peak}
Drivers / MCB 16A type B	≤ 250	pcs	Indicative value



MCB	Rating	Relative number of LED drivers
B	4A	25%
B	6A	40%
B	10A	63%
B	13A	81%
B	16A	100% (stated in datasheet)
B	20A	125%
B	25A	156%
B	32A	200%
B	40A	250%
C	4A	42%
C	6A	63%
C	10A	104%
C	13A	135%
C	16A	170%
C	20A	208%
C	25A	260%
C	32A	340%
C	40A	415%

Driver touch current / protective conductor current

Specification item	Value	Unit	Condition
Typical Touch Current (ins. Class II)	0.33	mA peak	Acc. IEC61347-1. LED module contribution not included

Surge immunity

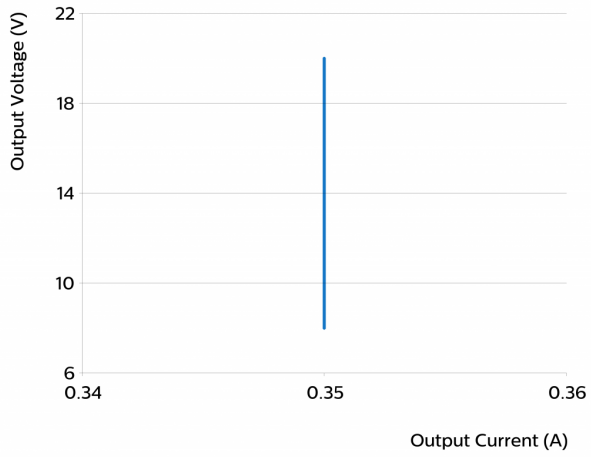
Specification item	Value	Unit	Condition
Mains surge immunity (diff. mode)	1	kV	Acc. IEC61000-4-5. 2 Ohm, 1.2/50us, 8/20us
Mains surge immunity (comm. mode)	2	kV	Acc. IEC61000-4-5. 12 Ohm, 1.2/50us, 8/20us

Application Info

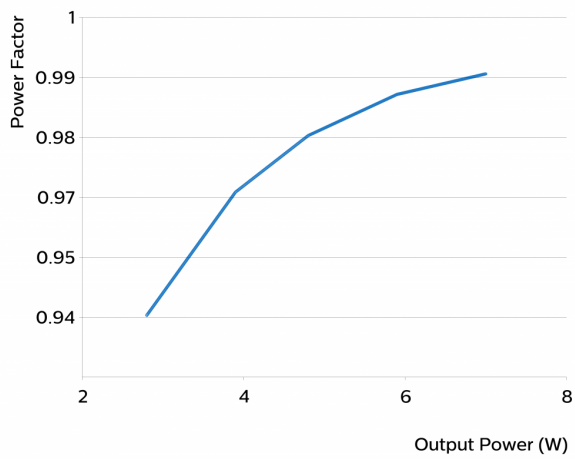
Specification item	Value
Approval marks	CCC / CE / EAC / ENEC / SELV / UA
Ingress Protection classification (IP)	20
Application	Indoor Point
Mounting Type	Built-in / Independent

Graphs

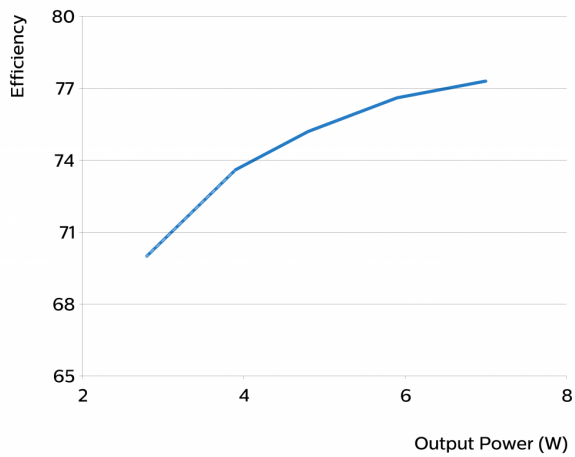
Operating window



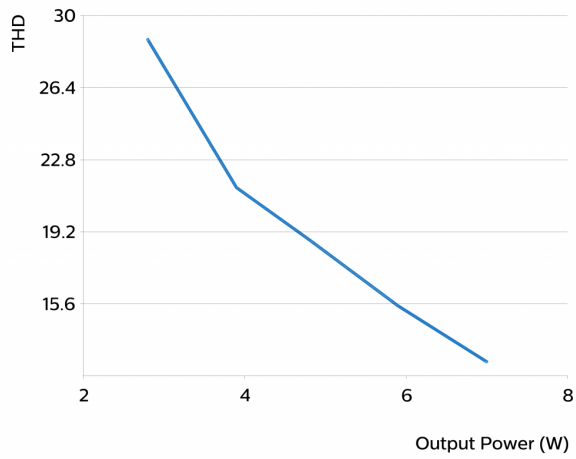
Power factor versus output power



Efficiency versus output power



THD versus output power



©2021 Signify Holding, IBRS 10461, 5600 VB, NL. All rights reserved.
UK importer address: Signify Commercial UK Limited, 3, Guildford Business Park, GU2 8XG.

The information provided herein is subject to change without notice. Signify does not give any representation or warranty as to the accuracy or completeness of the information included herein and shall not be liable for any action in reliance thereon. The information presented in this document is not intended as any commercial offer and does not form part of any quotation or contract, unless otherwise agreed by Signify.

Philips and the Philips Shield Emblem are registered trademarks of Koninklijke Philips N.V. All other trademarks are owned by Signify Holding or their respective owners.

Date of release: January 14, 2021 v3

www.philips.com/oem