



CorePro LED PLL

CorePro LED PLL HF 16.5W 840 4P 2G11

Philips CorePro LED PLL is the ideal uplamping solution for downlights & luminaires in a wide range of general lighting applications. It integrates a LED light source into a traditional fluorescent form factor to offer superb energy savings over a lifetime that's twice as long as fluorescent alternatives.

Product data

General Information	
Cap-Base	2G11 [2G11]
EU RoHS compliant	Yes
Nominal Lifetime (Nom)	30000 h
Switching Cycle	50000X
Light Technical	
Color Code	840 [CCT of 4000K]
Beam Angle (Nom)	160 °
Luminous Flux (Nom)	2100 lm
Color Designation	Cool White (CW)
Correlated Color Temperature (Nom)	4000 K
Luminous Efficacy (rated) (Nom)	127.00 lm/W
Color Consistency	<6
Color Rendering Index (Nom)	83
LLMF At End Of Nominal Lifetime (Nom)	70 %
Operating and Electrical	
Input Frequency	39000-71000 Hz
Power (Nom)	16.5 W
Lamp Current (Max)	420 mA
Lamp Current (Min)	290 mA
Starting Time (Nom)	0.5 s

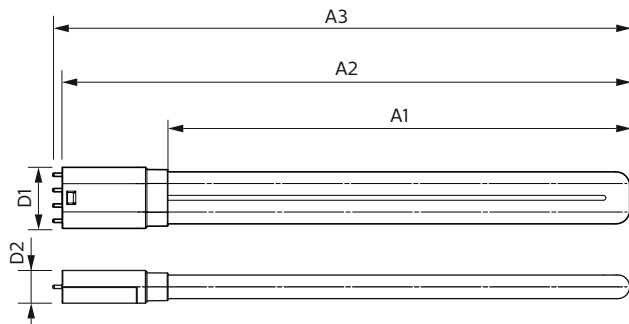
Warm Up Time to 60% Light (Nom)	0.5 s
Power Factor (Nom)	0.9
Voltage (Nom)	53-77 V
Temperature	
T-Ambient (Max)	45 °C
T-Ambient (Min)	-20 °C
T-Storage (Max)	60 °C
T-Storage (Min)	-40 °C
T-Case Maximum (Nom)	70 °C
Controls and Dimming	
Dimmable	No
Mechanical and Housing	
Product Length	400 mm
Approval and Application	
Energy Efficiency Label (EEL)	A+
Energy Saving Product	Yes
Approval Marks	TUV CE marking RoHS compliance KEMA Keur certificate

CorePro LED PLL

Energy Consumption kWh/1000 h	20 kWh
Product Data	
Full product code	871869673974700
Order product name	CorePro LED PLL HF 16.5W 840 4P 2G11
EAN/UPC - Product	8718696739747
Order code	929001381602

Numerator - Quantity Per Pack	1
Numerator - Packs per outer box	10
Material Nr. (12NC)	929001381602
Net Weight (Piece)	0.160 kg

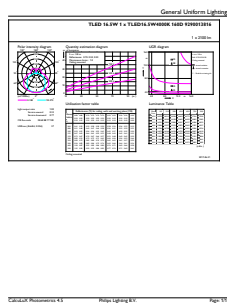
Dimensional drawing



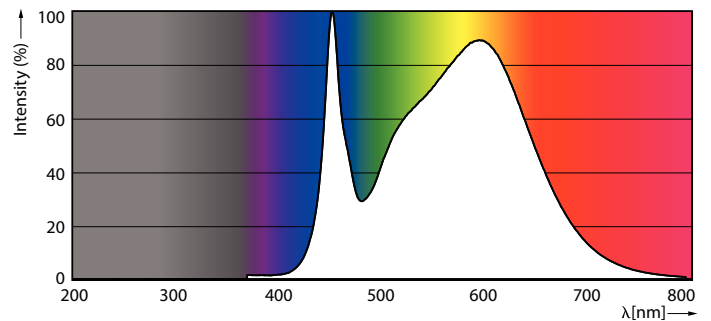
PLED 230V 16-36W 2100lm 4000K 2G11

Product	D1	D2	A1	A2	A3
CorePro LED PLL HF 16.5W 840 4P 2G11	43.6 mm	23.4 mm	329.5 mm	405 mm	411.6 mm

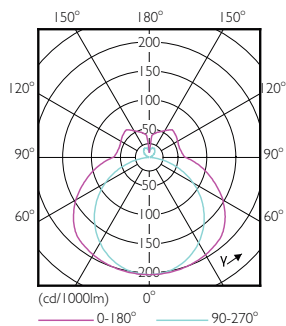
Photometric data



LEDtube PLC 400mm 16-5W 2G11 840 2100lm



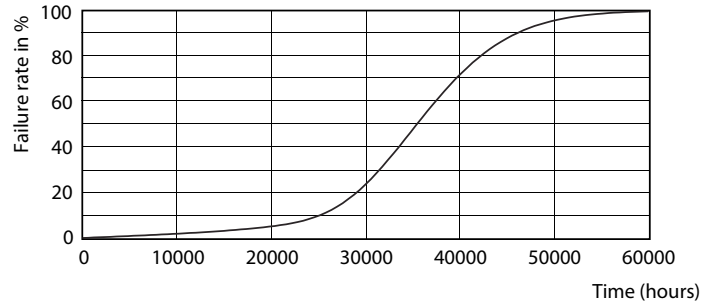
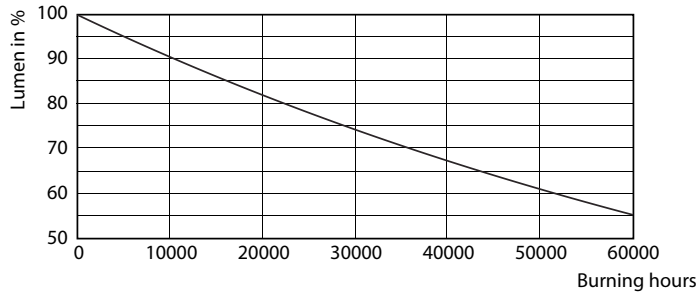
LEDtube PLC 400mm 16-5W 2G11 840 2100lm



LEDtube PLC 400mm 16-5W 2G11 830 2000lm

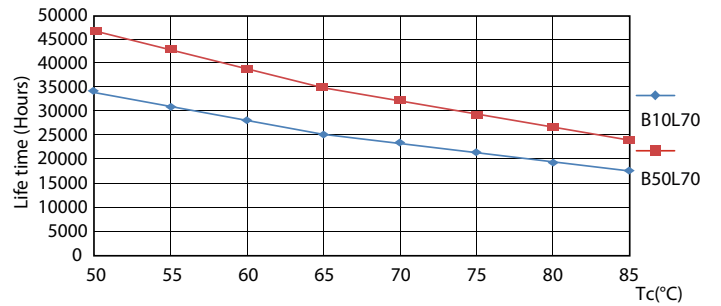
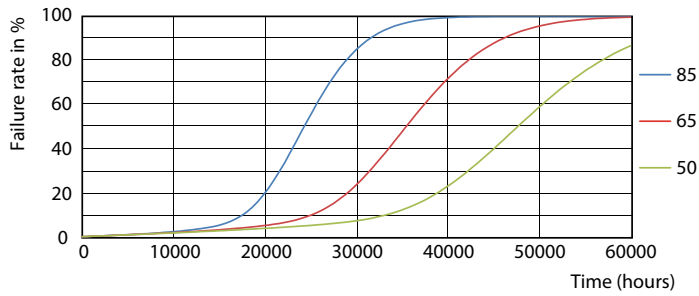
CorePro LED PLL

Lifetime



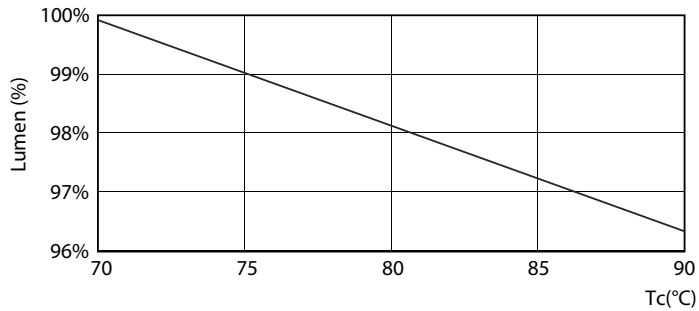
LEDtube PLC 400mm 16-5W 2G11 830 2000lm

LEDtube PLC 400mm 16-5W 2G11 830 2000lm



LEDtube PLC 400mm 16-5W 2G11 830 2000lm

LEDtube PLC 400mm 16-5W 2G11 830 2000lm



LEDtube PLC 400mm 16-5W 2G11 830 2000lm

