



CorePro LEDtube EM/ Mains T8

CorePro LEDtube 1200mm 16W865 AU

Philips CorePro LEDtubes are the quick and easy way to replace T8 fluorescent or other LED tubes with a fast pay back time. Not only does the Core range of LEDtubes require a low initial investment, but LED energy efficiency also delivers instant savings that you can bank on over a long and reliable lifetime. Plus, with the same lamp size and light distribution as fluorescent alternatives, you'll never know the difference. There are two ways to install these LED tubes: Rewire your existing fluorescent-based luminaires so the CorePro LEDtubes work directly on the Mains. Or simply change the fluorescent starter to an LED starter that can be used with your Electromagnetic ballasts.

Warnings and Safety

- NOTE: The overall energy efficiency and light distribution of any installation that uses these lamps will be determined by the design of the installation.
- Installation must be done according to the installation diagrams provided with the lamp or available online. Installation must be done by a certified professional.

Product data

| General information | | Color Designation | |
|------------------------|----------------------------------|---------------------------------------|---------------|
| Cap-Base | G13 [Medium Bi-Pin Fluorescent] | Color Designation | Cool Daylight |
| EU RoHS compliant | Yes | Correlated Color Temperature (Nom) | 6500 K |
| Nominal Lifetime (Nom) | 30000 h | Luminous Efficacy (rated) (Nom) | 100.00 lm/W |
| Switching Cycle | 200000X | Color Consistency | <6 |
| | | Color Rendering Index (Nom) | 80 |
| | | LLMF At End Of Nominal Lifetime (Nom) | 70 % |
| Light technical | | Operating and electrical | |
| Color Code | 865 [CCT of 6500K] | Input Frequency | 50 to 60 Hz |
| Beam Angle (Nom) | 240 ° | Power (Nom) | 16 W |
| Luminous Flux (Nom) | 1600 lm | | |

CorePro LEDtube EM/Mains T8

| | |
|---------------------------------|-----------|
| Lamp Current (Nom) | 70 mA |
| Starting Time (Nom) | 0.5 s |
| Warm Up Time to 60% Light (Nom) | 0.5 s |
| Power Factor (Nom) | 0.9 |
| Voltage (Nom) | 220-240 V |

Temperature

| | |
|----------------------|--------|
| T-Ambient (Max) | 45 °C |
| T-Ambient (Min) | -20 °C |
| T-Storage (Max) | 65 °C |
| T-Storage (Min) | -40 °C |
| T-Case Maximum (Nom) | 40 °C |

Controls and dimming

| | |
|----------|----|
| Dimmable | No |
|----------|----|

Mechanical and housing

| | |
|---------------|---------|
| Bulb Finish | Frosted |
| Bulb Material | Glass |

| | |
|----------------|--------------------|
| Product Length | 1200 mm |
| Bulb Shape | Tube, single-ended |

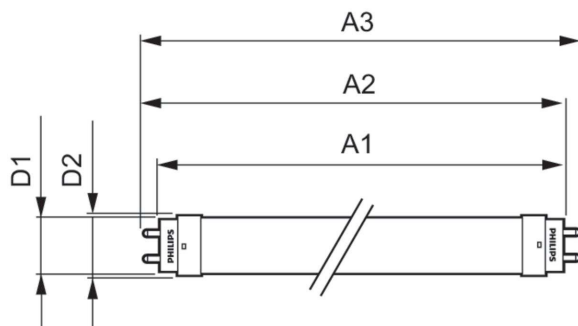
Approval and application

| | |
|-------------------------------|---------------------------------------|
| Energy Saving Product | Yes |
| Approval Marks | RoHS compliance KEMA Keur certificate |
| Energy Consumption kWh/1000 h | 15 kWh |

Product data

| | |
|---------------------------------|----------------------------------|
| Full product code | 871869966295000 |
| Order product name | CorePro LEDtube 1200mm 16W865 AU |
| EAN/UPC - Product | 8718699662950 |
| Order code | 929001338919 |
| Numerator - Quantity Per Pack | 1 |
| Numerator - Packs per outer box | 10 |
| Material Nr. (12NC) | 929001338919 |
| Net Weight (Piece) | 0.215 kg |

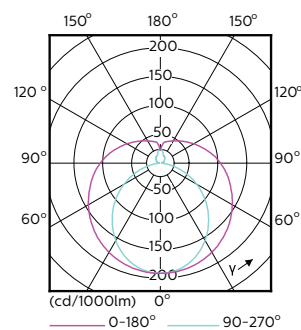
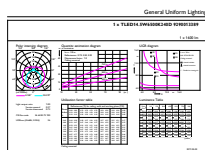
Dimensional drawing



CorePro LEDtube 1200mm 16W865 AU

| Product | D1 | D2 | A1 | A2 | A3 |
|----------------------------------|---------|-------|---------|---------|---------|
| CorePro LEDtube 1200mm 16W865 AU | 25.7 mm | 28 mm | 1198 mm | 1205 mm | 1212 mm |

Photometric data

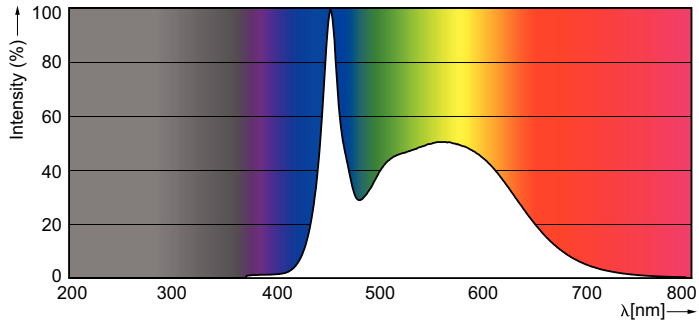


LEDtube 1200mm 15W G13 865 1600lm

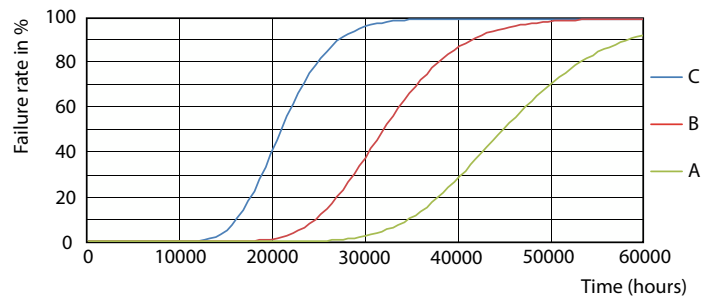
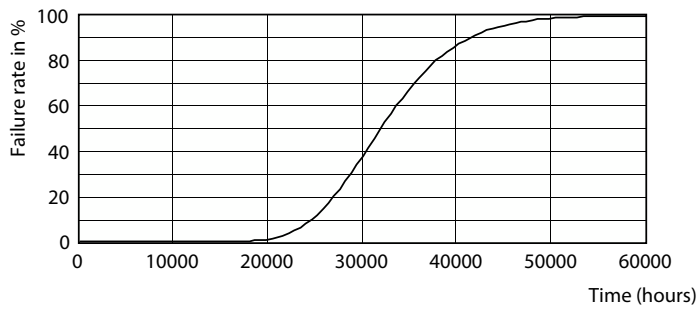
LEDtube 1500mm 20W G13 840 2200lm

CorePro LEDtube EM/Mains T8

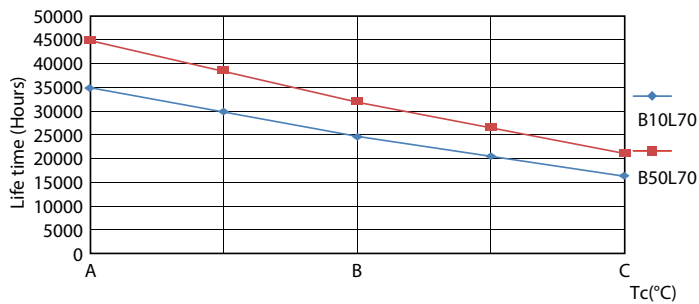
Photometric data



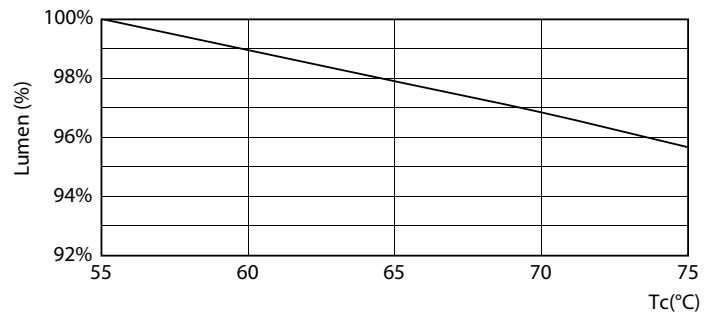
Lifetime



Life Expectancy Diagram



LEDtube 30K FailureRate

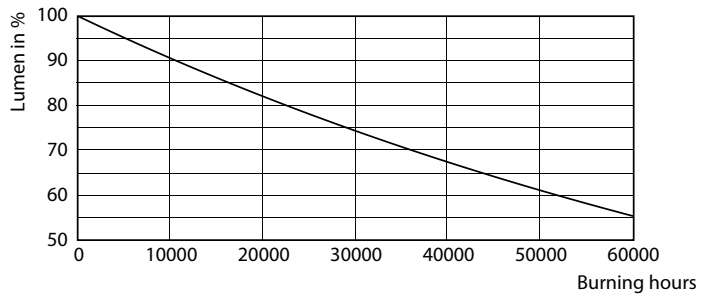


LEDtube 30K LifetimeVsTc

LEDtube COR AU 16W 30K LumenVsTc-LMP

CorePro LEDtube EM/Mains T8

Lifetime



Lumen Maintenance Diagram

