



CorePro LEDtube EM/ Mains T8

CorePro LEDtube 1200mm 16W840 AU

Philips CorePro LEDtubes are the quick and easy way to replace T8 fluorescent or other LED tubes with a fast pay back time. Not only does the Core range of LEDtubes require a low initial investment, but LED energy efficiency also delivers instant savings that you can bank on over a long and reliable lifetime. Plus, with the same lamp size and light distribution as fluorescent alternatives, you'll never know the difference. There are two ways to install these LED tubes: Rewire your existing fluorescent-based luminaires so the CorePro LEDtubes work directly on the Mains. Or simply change the fluorescent starter to an LED starter that can be used with your Electromagnetic ballasts.

Warnings and Safety

- NOTE: The overall energy efficiency and light distribution of any installation that uses these lamps will be determined by the design of the installation.
- Installation must be done according to the installation diagrams provided with the lamp or available online. Installation must be done by a certified professional.

Product data

General information		Color Designation	
Cap-Base	G13 [Medium Bi-Pin Fluorescent]	Color Designation	Cool White (CW)
EU RoHS compliant	Yes	Correlated Color Temperature (Nom)	4000 K
Nominal Lifetime (Nom)	30000 h	Luminous Efficacy (rated) (Nom)	100.00 lm/W
Switching Cycle	200000X	Color Consistency	<6
Light technical		Color Rendering Index (Nom)	80
Color Code	840 [CCT of 4000K]	LLMF At End Of Nominal Lifetime (Nom)	70 %
Beam Angle (Nom)	240 °	Operating and electrical	
Luminous Flux (Nom)	1600 lm	Input Frequency	50 to 60 Hz
		Power (Nom)	16 W

CorePro LEDtube EM/Mains T8

Lamp Current (Nom)	70 mA
Starting Time (Nom)	0.5 s
Warm Up Time to 60% Light (Nom)	0.5 s
Power Factor (Nom)	0.9
Voltage (Nom)	220-240 V

Temperature

T-Ambient (Max)	45 °C
T-Ambient (Min)	-20 °C
T-Storage (Max)	65 °C
T-Storage (Min)	-40 °C
T-Case Maximum (Nom)	40 °C

Controls and dimming

Dimmable	No
----------	----

Mechanical and housing

Bulb Finish	Frosted
Bulb Material	Glass

Product Length	1200 mm
Bulb Shape	Tube, single-ended

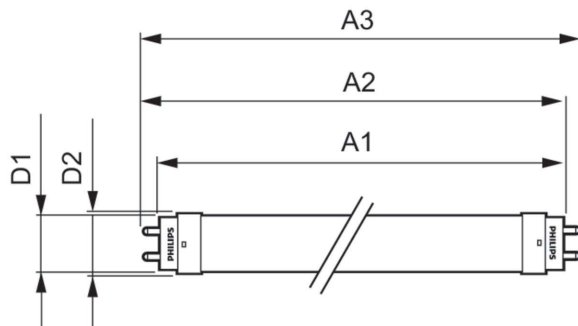
Approval and application

Energy Saving Product	Yes
Approval Marks	RoHS compliance KEMA Keur certificate
Energy Consumption kWh/1000 h	15 kWh

Product data

Full product code	871869966293600
Order product name	CorePro LEDtube 1200mm 16W840 AU
EAN/UPC - Product	8718699662936
Order code	929001338819
Numerator - Quantity Per Pack	1
Numerator - Packs per outer box	10
Material Nr. (12NC)	929001338819
Net Weight (Piece)	0.215 kg

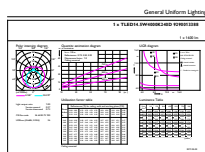
Dimensional drawing



CorePro LEDtube 1200mm 16W840 AU

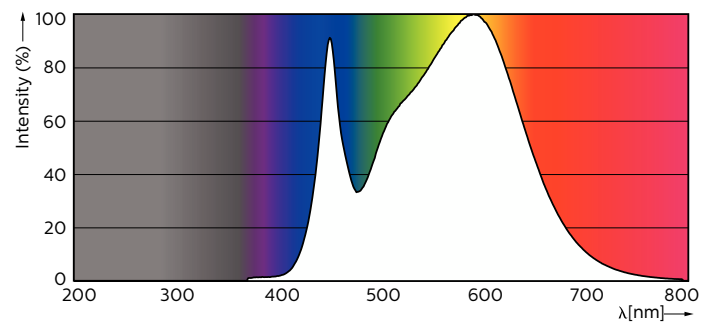
Product	D1	D2	A1	A2	A3
CorePro LEDtube 1200mm 16W840 AU	25.7 mm	28 mm	1198 mm	1205 mm	1212 mm

Photometric data



General Information E1 Photo Lighting E1 Page 10

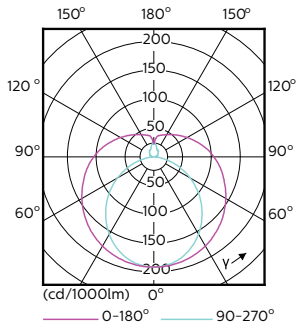
LEDtube 1200mm 15W G13 840 1600lm



LEDtube 1500mm 20W G13 840 2200lm

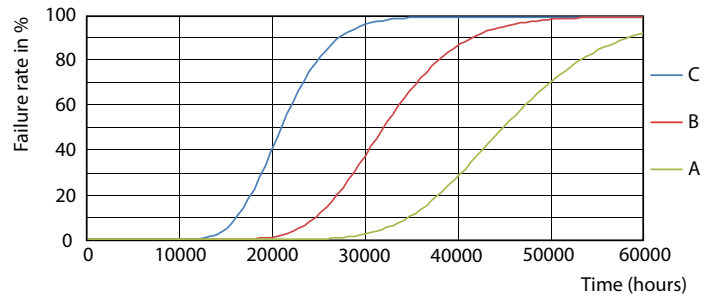
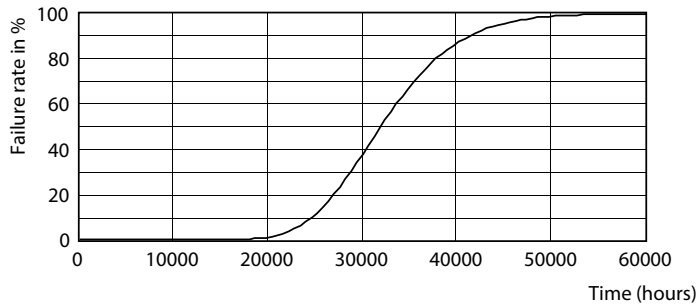
CorePro LEDtube EM/Mains T8

Photometric data

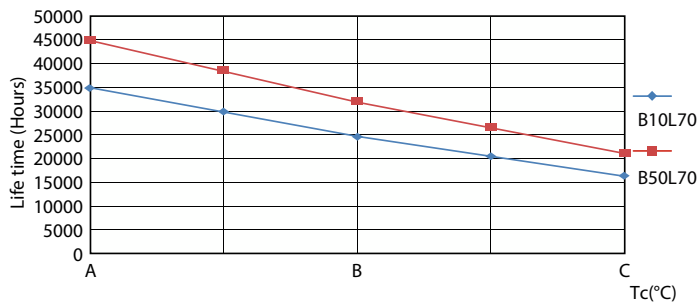


LEDtube 1500mm 20W G13 840 2200lm

Lifetime

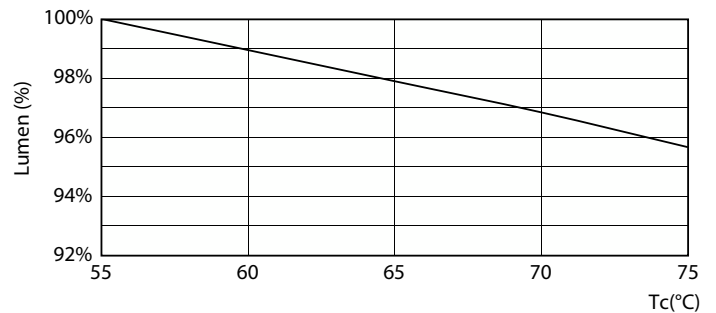


Life Expectancy Diagram



LEDtube 30K LifetimeVsTc

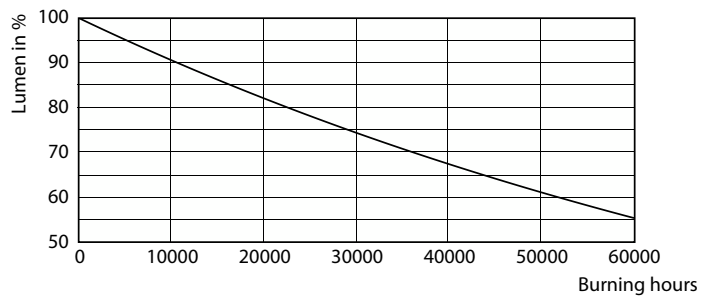
LEDtube 30K FailureRate



LEDtube COR AU 16W 30K LumenVsTc-LMP

CorePro LEDtube EM/Mains T8

Lifetime



Lumen Maintenance Diagram

