



MASTERColour CDM MW Eco

MASTERColour MW eco MASTERColour CDM-E MW eco 360W/842 E40

Ceramic metal halide lamps with clear tubular or coated ellipsoid outer bulb, tailor-made to replace and outperform quartz metal halide lamps on existing gear.

Warnings and Safety

- For use with control gear designed for high pressure mercury or high-pressure sodium lamps with external ignitor
- A lamp breaking is extremely unlikely to have an impact on your health. If a lamp breaks, ventilate the room for 30 minutes and remove the parts, preferably with gloves. Put them in a sealed plastic bag and take it to your local waste facilities for recycling. Do not use a vacuum cleaner.
- Warm restart time can be up to 15 minutes; T15 ignitors therefore advised.

Product data

General Information		Light Technical	
Cap-Base	E40/45 [E40/45]	LSF 20000 h Rated	80 %
Operating Position	UNIVERSAL [Any or Universal (U)]	LSF 24000 h Rated	70 %
Life to 5% Failures (Nom)	12000 h	LSF 28000 h Rated	56 %
Life To 10% Failures (Nom)	16000 h	LSF 30000 h Rated	50 %
Life to 20% Failures (Nom)	20000 h		
Life to 50% Failures (Nom)	30000 h		
System Description	Universal	Color Code	842 [CCT of 4200K]
LSF 2000 h Rated	99 %	Luminous Flux (Rated) (Nom)	32400 lm
LSF 4000 h Rated	99 %	Color Designation	Cool White (CW)
LSF 6000 h Rated	99 %	Chromaticity Coordinate X (Nom)	375
LSF 8000 h Rated	98 %	Chromaticity Coordinate Y (Nom)	376
LSF 12000 h Rated	95 %	Correlated Color Temperature (Nom)	4200 K
LSF 16000 h Rated	90 %	Luminous Efficacy (rated) (Nom)	90 lm/W
		Color Rendering Index (Nom)	88

MASTERColour CDM MW Eco

LLMF 2000 h Rated	92 %
LLMF 4000 h Rated	87 %
LLMF 6000 h Rated	84 %
LLMF 8000 h Rated	82 %
LLMF 12000 h Rated	80 %
LLMF 16000 h Rated	77 %
LLMF 20000 h Rated	75 %
Ratio Scotopic/Photopic Lumens	1.74

Operating and Electrical

Power (Nom)	360 W
Lamp Current Run-Up (Max)	3.6 A
Lamp Current (EM) (Nom)	0.354 A
Ignition Supply Voltage (Max)	198 V
Ignition Peak Voltage (Max)	5000 V
Ignition Peak Voltage (Min)	750 V
Re-Ignition Time (Min) (Max)	900 s
Ignition Time (Max)	30 s
Voltage (Max)	127 V
Voltage (Min)	109 V
Voltage (Nom)	118 V

Controls and Dimming

Dimmable	No
Run-Up Time 90% (Max)	3 min

Mechanical and Housing

Bulb Finish	Coated glass
-------------	--------------

Bulb Material	Hard Glass
---------------	------------

Approval and Application

Energy Efficiency Label (EEL)	A+
Mercury (Hg) Content (Nom)	48.0 mg
Energy Consumption kWh/1000 h	396 kWh

UV

Pet (Niosh) (Nom)	8 h/500lx
-------------------	-----------

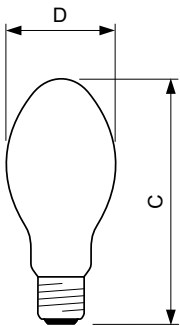
Luminaire Design Requirements

Bulb Temperature (Max)	350 °C
Cap-Base Temperature (Max)	250 °C

Product Data

Full product code	871869659568800
Order product name	MASTERColour MW eco MASTERColour CDM-E MW eco 360W/842 E40
EAN/UPC - Product	8718696595688
Order code	928070219830
Numerator - Quantity Per Pack	1
Numerator - Packs per outer box	12
Material Nr. (12NC)	928070219830
Net Weight (Piece)	158.000 g

Dimensional drawing

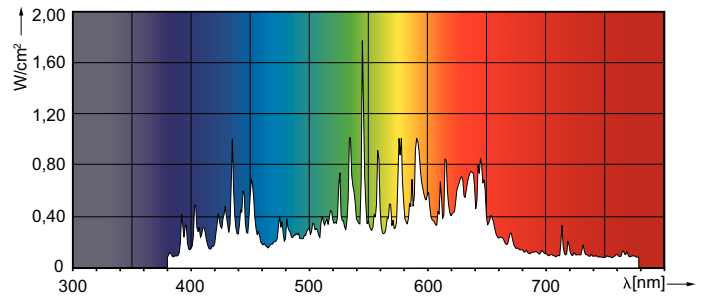
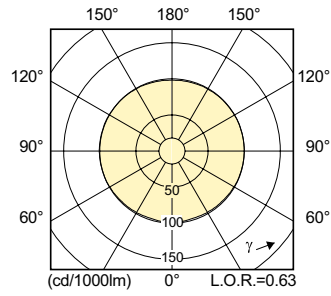
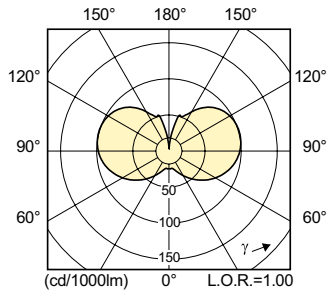


CDM-E MW eco 360W/842 E40

Product	D (max)	C (max)
MASTERColour MW eco MASTERColour CDM-E MW eco 360W/842 E40	91 mm	226 mm

MASTERColour CDM MW Eco

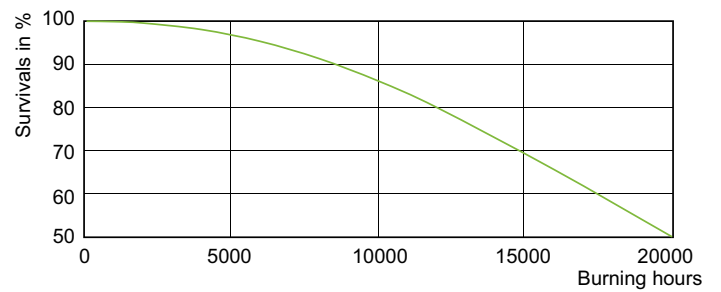
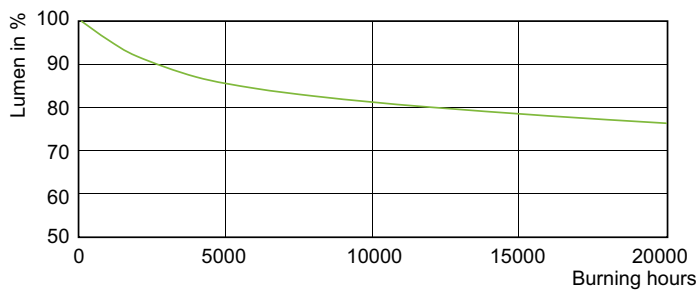
Photometric data



MASTERColour CDM-E MW eco 360W/842 E40

MASTERColour CDM MW eco /842

Lifetime



MASTERColour CDM MW eco /842

MASTERColour CDM MW eco /842

