



MASTER TL-D 90 Graphica

MASTER TL-D 90 Graphica 36W/950 1SL

This TL-D lamp has excellent color rendering which makes it very suitable for the graphical and printing industry to check the quality of printed material.

Product data

• General Characteristics

| | |
|--------------------------------|--|
| Cap-Base Bulb | G13 [Medium Bi-Pin Fluorescent] T8 [26 mm] |
| Life to 10% failures EM | 12000 hr |
| Life to 10% fail Preheat EL,3h | 17000 hr |
| Life to 10% fail Nonpreh EL,3h | 10000 hr |
| Life to 50% failures EM | 15000 hr |
| Life to 50% fail Preheat EL,3h | 20000 hr |
| Life to 50% fail Nonpreh EL,3h | 12000 hr |
| LSF EM 2000h Rated, 3h cycle | 99 % |
| LSF EM 4000h Rated, 3h cycle | 99 % |
| LSF EM 6000h Rated, 3h cycle | 99 % |
| LSF EM 8000h Rated, 3h cycle | 99 % |
| LSF EM 12000h Rated,3h cycle | 89 % |
| LSF EM 16000h Rated,3h cycle | 33 % |
| LSF EM 20000h Rated,3h cycle | 2 % |

• Light Technical Characteristics

| | |
|--------------------------|--------------------|
| Color Code | 950 [CCT of 5000K] |
| Color Rendering Index | 97 Ra8 |
| Color Designation (text) | Daylight |

| | |
|--------------------------------|-------------|
| Color Temperature | 5300 K |
| Luminous Flux EM 25°C, Rated | 2340 Lm |
| Luminous Flux EM 25°C, Nominal | 2340 Lm |
| Lum Efficacy Rated EM 25°C | 65 Lm/W |
| Luminance Average EM | 0.85 cd/cm2 |
| LLMF EM 2000h Rated | 93 % |
| LLMF EM 4000h Rated | 90 % |
| LLMF EM 6000h Rated | 88 % |
| LLMF EM 8000h Rated | 85 % |
| LLMF EM 12000h Rated | 82 % |
| LLMF EM 16000h Rated | 80 % |
| LLMF EM 20000h Rated | 78 % |
| Design Temperature | 25 C |
| Chromaticity Coordinate X | 340 - |
| Chromaticity Coordinate Y | 351 - |

• Electrical Characteristics

| | |
|-------------------------------|--------|
| Lamp Wattage | 36 W |
| Lamp Wattage EM 25°C, Nominal | 36 W |
| Lamp Wattage EM 25°C, Rated | 36.0 W |



asimpleswitch.com

PHILIPS

MASTER TL-D 90 Graphica

Lamp Voltage EM 25°C 103 V
 Lamp Current EM 25°C 0.440 A
 Dimmable Yes

• Environmental Characteristics

Energy Efficiency Label (EEL) B
 Mercury (Hg) Content 3.0 mg
 Energy consumption kWh/1000h 43 kWh

• Product Dimensions

Base Face to Base Face A 1199.4 (max) mm
 Insertion Length B 1204.1 (min), 1206.5 (max) mm
 Overall Length C 1213.6 (max) mm

Diameter D 28 (max) mm


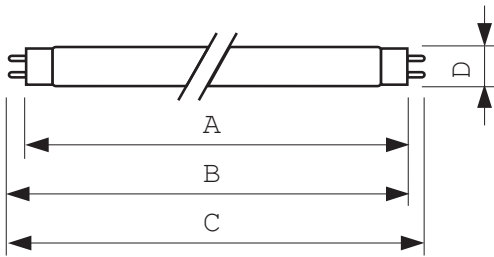
• Product Data

Order code 928044795081
 Full product code 928044795081
 Full product name MASTER TL-D 90 Graphica 36W/950 1SL
 Order product name MASTER TL-D 90 Graphica 36W/950 1SL/10
 Pieces per pack 1
 Packing configuration 10
 Packs per outerbox 10
 Bar code on pack - EAN1 8711500888648
 Bar code on outerbox - EAN3 8711500888655
 Logistic code(s) - 12NC 928044795081
 ILCOS code FD-36/53/1A-E-G13
 Net weight per piece 95.900 gr

Dimensional drawing

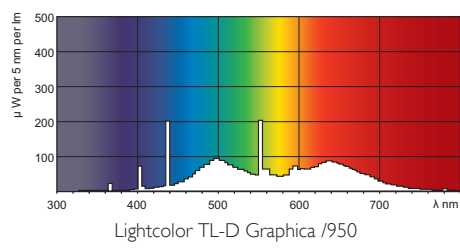
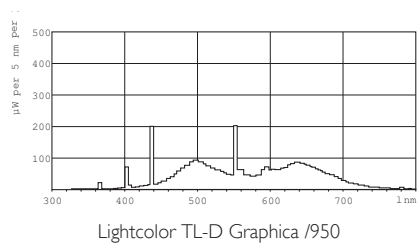
MASTER TL-D 90 Graphica 36W/950 1SL

| Product | A (Max) | B (Min) | B (Max) | C (Max) | D (Max) |
|-----------------------|---------|---------|---------|---------|---------|
| TL-D Graphica 36W/950 | 1199.4 | 1204.1 | 1206.5 | 1213.6 | 28 |



G13

Photometric data



© 2014 Koninklijke Philips N.V. (Royal Philips)
All rights reserved.

Specifications are subject to change without notice. Trademarks are the property of Koninklijke Philips N.V. (Royal Philips) or their respective owners.

www.philips.com/lighting

2014, April 10
data subject to change