



# MASTER TL-D 90 De Luxe

MASTER TL-D 90 De Luxe 36W/950 1SL

This TL-D lamp makes colors appear rich, deep and enhanced in a natural way. Thus very suitable for applications where a high color recognition is needed: first aid and treatment rooms in hospitals, printing rooms, jewelry, dentists, hairdressing, museums and shops

## Product data

### • General Characteristics

Cap-Base	G13 [Medium Bi-Pin Fluorescent]
Bulb	T8 [26 mm]
Life to 10% failures EM	12000 hr
Life to 10% fail Preheat EL,3h	17000 hr
Life to 10% fail Nonpreh EL,3h	10000 hr
Life to 50% failures EM	15000 hr
Life to 50% fail Preheat EL,3h	20000 hr
Life to 50% fail Nonpreh EL,3h	12000 hr
LSF EM 2000h Rated, 3h cycle	99 %
LSF EM 4000h Rated, 3h cycle	99 %
LSF EM 6000h Rated, 3h cycle	99 %
LSF EM 8000h Rated, 3h cycle	99 %
LSF EM 12000h Rated,3h cycle	89 %
LSF EM 16000h Rated,3h cycle	33 %
LSF EM 20000h Rated,3h cycle	2 %

### • Light Technical Characteristics

Color Code	950 [CCT of 5000K]
Color Rendering Index	92 Ra8
Color Designation (text)	Daylight

Color Temperature	5300 K
Luminous Flux EM 25°C, Rated	2800 Lm
Luminous Flux EM 25°C, Nominal	2800 Lm
Lum Efficacy Rated EM 25°C	77.8 Lm/W
Luminance Average EM	1.00 cd/cm <sup>2</sup>
LLMF EM 2000h Rated	96 %
LLMF EM 4000h Rated	95 %
LLMF EM 6000h Rated	94 %
LLMF EM 8000h Rated	93 %
LLMF EM 12000h Rated	92 %
LLMF EM 16000h Rated	91 %
LLMF EM 20000h Rated	90 %
Design Temperature	25 C
Chromaticity Coordinate X	340 -
Chromaticity Coordinate Y	352 -

### • Electrical Characteristics

Lamp Wattage	36 W
Lamp Wattage EM 25°C, Nominal	36 W
Lamp Wattage EM 25°C, Rated	36.0 W



asimpleswitch.com

# PHILIPS

# MASTER TL-D 90 De Luxe

Lamp Voltage EM 25°C 103 V  
 Lamp Current EM 25°C 0.440 A  
 Dimmable Yes

### • Environmental Characteristics

Energy Efficiency Label (EEL) A  
 Mercury (Hg) Content 3.0 mg  
 Energy consumption kWh/1000h 43 kWh

### • Product Dimensions


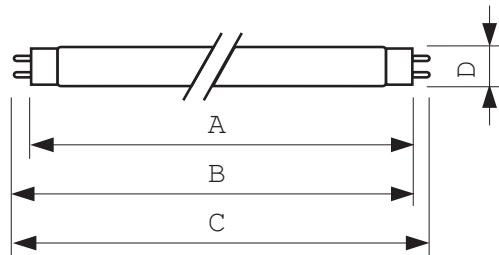
Base Face to Base Face A 1199.4 (max) mm  
 Insertion Length B 1204.1 (min), 1206.5 (max) mm  
 Overall Length C 1213.6 (max) mm

Diameter D 28 (max) mm

### • Product Data

Order code 928044595081  
 Full product code 928044595081  
 Full product name MASTER TL-D 90 De Luxe 36W/950 1SL  
 Order product name MASTER TL-D 90 De Luxe 36W/950 1SL/10  
 Pieces per pack 1  
 Packing configuration 10  
 Packs per outerbox 10  
 Bar code on pack - EAN1 8711500888600  
 Bar code on outerbox - EAN3 8711500888617  
 Logistic code(s) - 12NC 928044595081  
 ILCOS code FD-36/53/1A-E-G13  
 Net weight per piece 137.500 gr

## Dimensional drawing

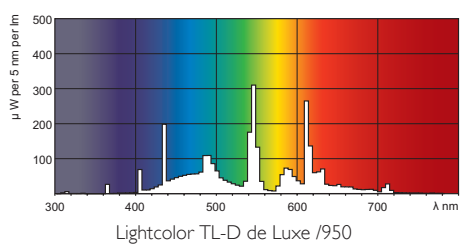
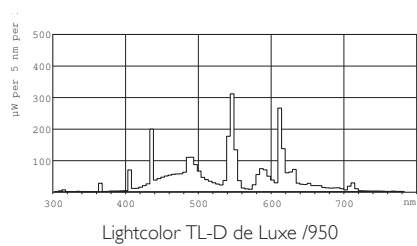


G13

### MASTER TL-D 90 De Luxe 36W/950 1SL

Product	A (Max)	B (Min)	B (Max)	C (Max)	D (Max)
TL-D De Luxe 36W/950	1199.4	1204.1	1206.5	1213.6	28

## Photometric data



© 2014 Koninklijke Philips N.V. (Royal Philips)  
All rights reserved.

Specifications are subject to change without notice. Trademarks are the property of Koninklijke Philips N.V. (Royal Philips) or their respective owners.

[www.philips.com/lighting](http://www.philips.com/lighting)

2014, April 11  
data subject to change