



MASTER PL-L 4 Pin

MASTER PL-L 36W/840/4P 1CT

MASTER PL-L is a medium to high-wattage linear compact fluorescent lamp, typically used for general-illumination ceiling luminaires in retail, hospitality and office applications demanding higher lighting levels. The original Philips-invented bridge technology guarantees optimum performance in the application, enabling more light and higher efficacy than the bended technology. It is designed for operation on electromagnetic as well as electronic HF control gear and is provided with a plug-in/pull-out lamp base.

Product data

• General Characteristics

System Description	-
Cap-Base	2G11
Cap-Base Information	4P
Life to 10% failures EM	10000 hr
Life to 10% fail Preheat EL,3h	14000 hr
Life to 10% fail Nonpreh EL,3h	7500 hr
Life to 50% failures EM	15000 hr
Life to 50% fail Preheat EL,3h	20000 hr
Life to 50% fail Nonpreh EL,3h	10000 hr
LSF HF Preheat 2000h Rated,3h	99 %
LSF HF Preheat 4000h Rated,3h	99 %
LSF HF Preheat 6000h Rated,3h	98 %
LSF HF Preheat 8000h Rated,3h	97 %
LSF HF Preheat 12000h Rated,3h	94 %
LSF HF Preheat 16000h Rated,3h	82 %
LSF HF Preheat 20000h Rated,3h	50 %
LSF EM 2000h Rated, 3h cycle	99 %
LSF EM 4000h Rated, 3h cycle	98 %
LSF EM 6000h Rated, 3h cycle	96 %

LSF EM 8000h Rated, 3h cycle	94 %
LSF EM 12000h Rated,3h cycle	80 %

• Light Technical Characteristics

Color Code	840 [CCT of 4000K]
Color Rendering Index	82 Ra8
Color Designation (text)	Cool White
Color Temperature	4000 K
Lum Flux Rated EM 25°C,horiz	2900 Lm
Lum Flux Nominal EM 25°C,horiz	2900 Lm
Luminous Flux EL 25°C, Rated	2900 Lm
Lum Flux Rated HF 25°C,horiz	2900 Lm
Lum Flux Nominal HF 25°C,horiz	2900 Lm
Lum Efficacy Rated EM 25°C,hor	81 Lm/W
Lum Efficacy Rated HF 25°C,hor	81 Lm/W
LLMF HF 2000h Rated	95 %
LLMF HF 4000h Rated	94 %
LLMF HF 6000h Rated	93 %
LLMF HF 8000h Rated	92 %
LLMF HF 12000h Rated	91 %



MASTER PL-L 4 Pin

LLMF HF 16000h Rated	90 %
LLMF HF 20000h Rated	90 %
LLMF EM 2000h Rated	94 %
LLMF EM 4000h Rated	93 %
LLMF EM 6000h Rated	92 %
LLMF EM 8000h Rated	91 %
LLMF EM 12000h Rated	90 %
Design Temperature	30 C
Chromaticity Coordinate X	380 -
Chromaticity Coordinate Y	380 -

• Electrical Characteristics

Lamp Wattage 25°C, Nominal	36 W
Lamp Wattage EM 25°C, Rated	36 W
Lamp Wattage EL 25°C, Rated	36.0 W
Lamp Wattage EL 25°C, Nominal	36 W
Lamp Voltage EM 25°C	106 V
Lamp Voltage EL 25°C	90 V
Lamp Current EM 25°C	0.435 A
Lamp Current EL 25°C	0.360 A
Dimmable	Yes

• Environmental Characteristics

Energy Efficiency Label (EEL)	A
Mercury (Hg) Content	2.0 mg
Energy consumption kWh/1000h	40 kWh

• Measuring Conditions

• Product Dimensions

Base Face to Base Face A	384.2 (max) mm
Insertion Length B	410 (max) mm
Overall Length C	416.6 (max) mm
Diameter D	39.0 (max) mm
Diameter D1	18.0 (max) mm

• Product Data

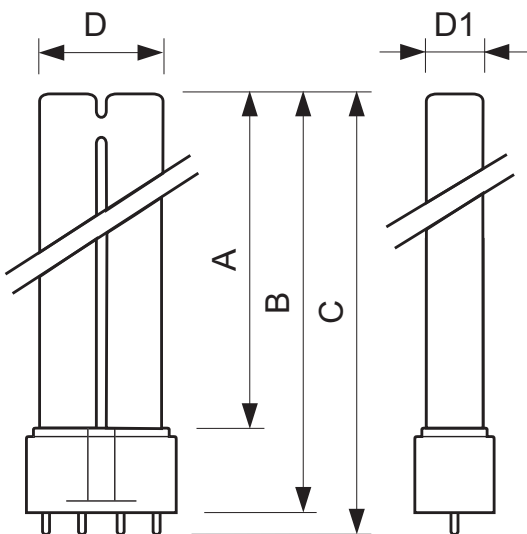
Order code	927903408470
Full product code	927903408470
Full product name	MASTER PL-L 36W/840/4P 1CT
Order product name	MASTER PL-L 36W/840/4P 1CT/25
Pieces per pack	1
Packing configuration	25
Packs per outerbox	25
Bar code on pack - EAN1	8711500706751
Bar code on outerbox - EAN3	8711500711014
Logistic code(s) - 12NC	927903408470
ILCOS code	FSD-36/40/1B-E-2G11
Net weight per piece	104.000 gr

Warnings and Safety

- Lamp light technical and electrical characteristics are influenced by operating conditions, i.e. lamp ambient temperature and operating position as well as applied control gear

- Shorter lamp life when often switching and not well pre-heated electrodes

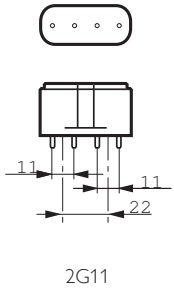
Dimensional drawing



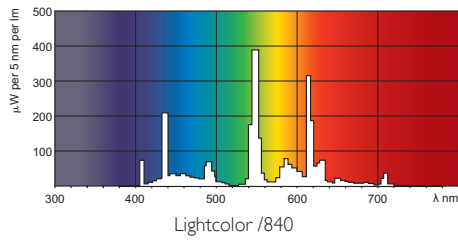
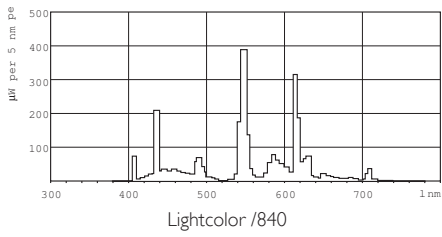
MASTER PL-L 36W/840/4P 1CT

Product	A (Max)	B (Max)	C (Max)	D (Max)	D1 (Max)
PL-L 36W/840/4P	384.2	410	416.6	39.0	18.0

Dimensional drawing



Photometric data



© 2014 Koninklijke Philips N.V. (Royal Philips)
All rights reserved.

Specifications are subject to change without notice. Trademarks are the property of Koninklijke Philips N.V. (Royal Philips) or their respective owners.

www.philips.com/lighting

2014, June 19
data subject to change