

Halogen non-reflector

6958 250W G6.35 24V 1CT



Halogen non-reflector lamps offer high-quality light and are easy to install, replace and operate. All halogen non-reflector lamps incorporate a distortion-free quartz bulb and a precise positioning of the mounted filament. These ensure optimal beam performance and consistent, high light output. A wide range of wattages is available for a broad variety of applications, including projection systems. In addition you get all the proven advantages of halogen technology such as a full spectrum and a color rendering index (CRI) of 100 – the same as natural light and the best that it can be. Halogen lamps also create a comfortable warm white light, and they maintain their lumen output, with almost no reduction, throughout their lifetime.

Product data

• General Characteristics

Philips Code	6958
ANSI Code	EVC/FGX
LIF Code	M33
Cap-Base	G6.35
Bulb Material	Quartz-UV Open
Filament Shape	Flat
Operating Position	s90
Main Application	Projection
Life to 50% failures	300 hr

• Light Technical Characteristics

Color Rendering Index	100 Ra8
Color Temperature Technical	3200 K
Luminous Flux Lamp	8400 Lm

• Electrical Characteristics

Lamp Wattage	250 W
Voltage	24 V

• Luminaire Design Requirements

Pinch Temperature	350 (max) C
Bulb Temperature	900 (max) C

• Product Dimensions

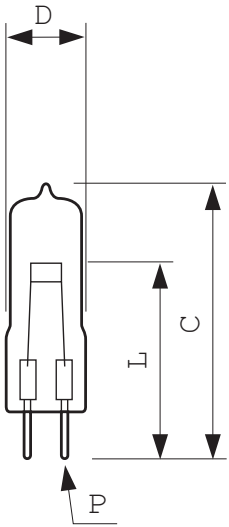
Diameter D	13.5 (max) mm
Light Center Length L	32.75 (min), 33 (nom), 33.25 (max) mm
Pin Diameter P	0.95 (min), 1 (nom), 1.05 (max) mm
Filament Dimensions (WxH) [mm]	7.7x3.8

• Product Data

Order code	923882020503
Full product code	923882020503
Full product name	6958 250W G6.35 24V 1CT
Order product name	6958 250W G6.35 24V 1CT/10X10F
Pieces per pack	1
Packing configuration	10X10F
Packs per outerbox	100
Bar code on pack - EAN1	8711500409898
Bar code on intermediate packing - EAN2	8711500420176
Bar code on outerbox - EAN3	8711500423207
Logistic code(s) - 12NC	923882020503
Net weight per piece	0.004 kg

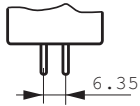
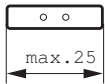
PHILIPS

Dimensional drawing



6958 250W G6.35 24V 1CT

Product	C (Norm)	C (Max)	D (Max)	L (Min)	L (Norm)	L (Max)	P (Min)	P (Norm)	P (Max)
6958 250W G6.35 24V	-	-	13.5	32.75	33	33.25	0.95	1	1.05



G6.35



© 2014 Koninklijke Philips N.V. (Royal Philips)
All rights reserved.

Specifications are subject to change without notice. Trademarks are the property of Koninklijke Philips N.V. (Royal Philips) or their respective owners.

www.philips.com/lighting

2014, October 31
data subject to change