

PRODUCT DATASHEET

DAMP PROOF EM 1500 55 W 6500 K AT 3H

DAMP PROOF EMERGENCY | Damp-proof luminaires, classic shape with integrated emergency lighting function

Areas of application

- Emergency illumination of escape routes
- Antipanic lighting
- Buildings requiring up to 3 h emergency light operation
- Industrial and storage facilities
- Car parks and underpasses
- Garages
- Workshops, assembly lines



Product benefits

- Seamless integration of luminaires with emergency lighting function into general lighting
- Easy wiring thanks to included prewired driver and battery for Emergency lighting function
- Simple testing of luminaires with emergency lighting function thanks to integrated automatic test function
- Convenient visualization of results of automatic test with an included control LED
- Operation of integrated emergency lighting function with long life LiFePO4 battery with 3h battery discharge time
- Evenly distributed light in normal operation
- Energy savings of up to 50 % (compared to luminaires that use fluorescent lamps)
- Easy installation, no tools required for connection
- 3 years guarantee

Product features

- Luminaire suited for normal lighting and emergency lighting



- Certified according to European norms (EN 60598-1:2015; EN 60598-2-22:2014)
- Self-contained luminaires
- Emergency lighting function: battery discharge time of 3 h
- Function test of emergency lighting: automatic (AT)
- Battery technology: LiFePO4
- High luminous efficacy: up to 115 lm/W
- Type of protection: IP65
- Beam angle: 105°

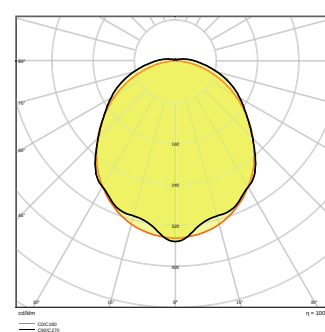
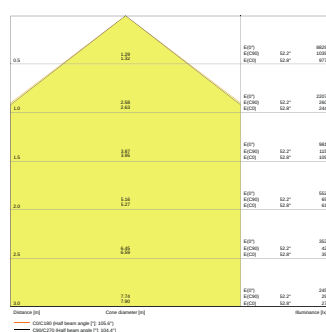
TECHNICAL DATA

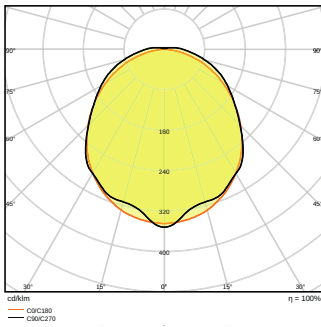
Electrical data

Nominal wattage	55.00 W
Nominal voltage	220...240 V
Nominal current	239 mA
Max. no. of lum. on circuit break. B16 A	22
Max. no. of lum. on circuit break. C10 A	20
Max. no. of lum. on circuit break. C16 A	32
Power factor λ	> 0.90
Total harmonic distortion	< 20 %
Protection class	I
Operating mode	Integrated LED driver

Photometrical data

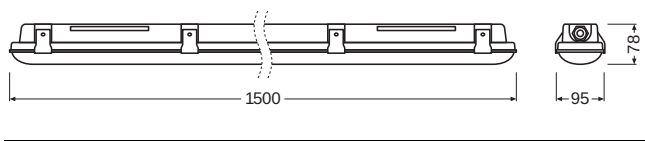
Luminous flux	6400 lm
Luminous efficacy	115 lm/W
Color temperature	6500 K
Light color (designation)	Cool Daylight
Color rendering index Ra	> 80
Standard deviation of color matching	≤ 5 sdc
Photobiological safety group acc. to EN62778	RG0
Beam angle	105 °



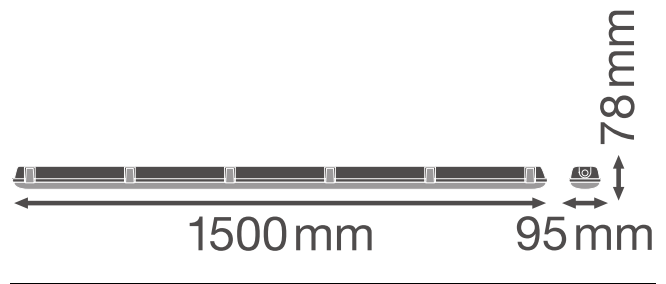


Dimensions & Weight

Length	1500.00 mm
Width	95.00 mm
Height	78.00 mm
Product weight	2800.00 g



Product line drawing with numbers



Product line drawing with numbers

Materials & Colors

Product color	Gray
Housing color	Gray
Body material	Polycarbonate (PC)
Cover material	Polycarbonate (PC)
Light emitting surface material	Polycarbonate (PC)
Glow Wire Test according to IEC 60695-2-12	850 °C
Mercury content	0.0 mg

Application & Mounting

Ambient temperature range	5...+35 °C
Temperature range at storage	5...+35 °C
Type of connection	Screwless terminal, 5-Pole
Type of protection	IP65
Protection class IK (shock resistance)	IK08
Dimmable	No
Mounting type	Suspended/Surface
Mounting location	Ceiling / Wall
LED module replaceable	Not replaceable

Lifespan

Lifespan L70/B50 at 25 °C	50000 h
Lifespan L80/B10 at 25 °C	35000 h
Lifespan L90/B10 at 25 °C	20000 h
Number of switching cycles	25000

Emergency lighting

Area of emergency application	Anti-panic lighting / Escape route lighting
Type of emergency light operation	Maintained / Non-maintained
Type of emergency operation test	Automatic
Wattage in maintained operation mode	55 W
Wattage in emergency operation mode	3.0 W
Luminous flux in maintained operation mode	6400 lm
Luminous flux in emergency operation mode	500 lm
Nominal voltage of battery	3.2 V
Battery life in emergency operation mode	3 h
Battery charging time	< 24 h
Integrated test switch	No









Certificates & Standards

Standards	CE / CB / EAC / RoHS
Luminaire with limited surface temperature, "D sign"	Yes
Ball shot safe	No

EQUIPMENT / ACCESSORIES

- Stainless steel clamps with safety screws included
- Mounting accessories included (suspension kit, theft protection kit)

DOWNLOAD DATA

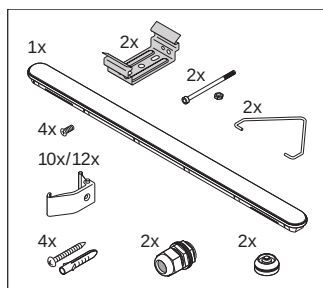
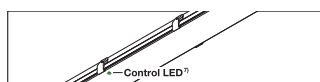
DOWNLOAD DATA	
	User instruction UI DAMPPROOF LED EM
	Tender documents Tender Text 4058075204065
	Declarations of conformity CE delcaration of Damp proof Emergency
	IES file (IES) DAMP PROOF 1500 55W 6500K EM AT 3H
	LDT file (Eulumdat) DAMP PROOF 1500 55W 6500K EM AT 3H
	R3D file (Relux 3D Model) DAMP PROOF 1500
	M3D file (3D Model) DAMP PROOF 1500
	UGR file (UGR table) DAMP PROOF 1500 55W 6500K EM AT 3H












LOGISTICAL DATA

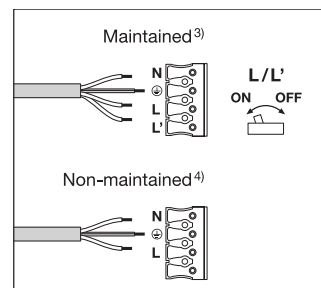
Product code	Packaging unit (Pieces/Unit)	Dimensions (length x width x height)	Gross weight	Volume
4058075204065	Folding box 1	1,505 mm x 102 mm x 84 mm	3028.00 g	12.89 dm ³
4058075204072	Shipping box 6	1,525 mm x 333 mm x 192 mm	16355.00 g	97.50 dm ³

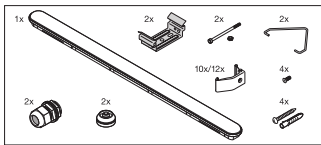
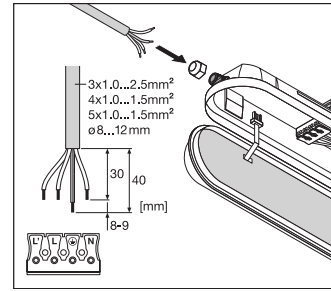
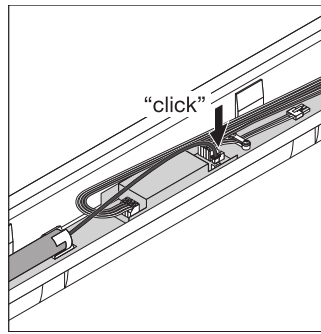
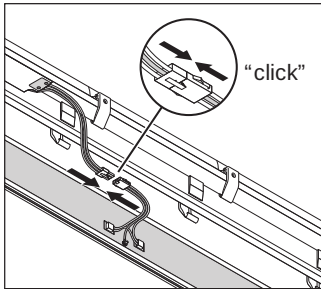
The mentioned product code describes the smallest quantity unit which can be ordered. One shipping unit can contain one or more single products. When placing an order, for the quantity please enter single or multiples of a shipping unit.

ADDITIONAL CATALOG INFORMATION

Luminaire Status	Control LED
Normal	Green 
Emergency	OFF 
Testing	Green:    (1s, 1s, 1s...)
Battery connection fault	Red:    (1s, 1s, 1s...)
Battery capacity fault	Red 
Luminaire fault	Red:   (4s, 4s, 4s...)





References / Links

- For Guarantee see www.ledvance.com/guarantee

DISCLAIMER

Subject to change without notice. Errors and omission excepted. Always make sure to use the most recent release.

